



Review Article

The Impact of Administering (S)-4-[1-(2, 3-Dimethylphenyl) ethyl]-1H-imidazole (Dexmedetomidine) During Surgery on Immediate and Long-Term Pain after Simple Mastectomy: A Systematic Review



Fariborz Rousta¹ , Ali Sharifi^{2*}

¹ Department of Cardiovascular Surgery, School of Medicine, Imam Reza Medical Research & Training Hospital, Tabriz University of Medical Sciences, Tabriz, Iran

² Department of General Surgery, School of Medicine, Imam Reza Medical Research & Training Hospital, Tabriz University of Medical Sciences, Tabriz, Iran

ARTICLE INFO



ARTICLE HISTORY

Submitted: 2023-11-09

Revised: 2024-01-18

Accepted: 2024-02-14

Available online: 2024-03-29

ID: PCBR-2311-1312

Checked for Plagiarism: Yes

Language Editor Checked: Yes

KEYWORDS

Dexmedetomidine
Simple Mastectomy
Pain

ABSTRACT

Introduction: This systematic review will evaluate the impact of administering dexmedetomidine during surgery on immediate and long-term pain outcomes after simple mastectomy. By synthesizing the available evidence, the review aims to provide a comprehensive understanding of the potential benefits of (S)-4-[1-(2,3-dimethylphenyl)ethyl]-1H-imidazole: dexmedetomidine in this specific surgical context and inform clinical practice.

Material and Methods: An extensive exploration of electronic databases, specifically PubMed, Embase, and the Cochrane Library, was undertaken to pinpoint pertinent studies (during 2000-2023). The search methodology encompassed a fusion of medical subject headings (MeSH) terms and keywords pertinent to "dexmedetomidine," "mastectomy," "Simple Mastectomy" and "postoperative pain." The search was confined to studies available in the English language. Moreover, the reference lists of identified articles and conference proceedings underwent manual scrutiny to unearth any supplementary studies of relevance.

Results: Regarding postoperative pain intensity, the majority of studies reported significantly lower pain scores in the (S)-4-[1-(2,3-dimethylphenyl)ethyl]-1H-imidazole: dexmedetomidine group compared to the control group at various time points during the immediate postoperative period ($p < 0.05$).

(S)-4-[1-(2,3-dimethylphenyl)ethyl]-1H-imidazole: dexmedetomidine infusion was associated with reduced pain intensity ($p < 0.05$), both at rest and with movement ($p > 0.05$), indicating improved analgesia ($p < 0.05$).

Conclusion: Administering (S)-4-[1-(2,3-dimethylphenyl)ethyl]-1H-imidazole: dexmedetomidine during surgery for simple mastectomy may have a positive impact on immediate and long-term pain outcomes. (S)-4-[1-(2,3-dimethylphenyl)ethyl]-1H-imidazole: dexmedetomidine infusion is associated with reduced postoperative pain intensity, decreased opioid consumption, prolonged duration of analgesia, and improved patient satisfaction.

Citation: Fariborz Rousta, Ali Sharifi. The Impact of Administering (S)-4-[1-(2, 3-dimethylphenyl) ethyl]-1H-imidazole (Dexmedetomidine) During Surgery on Immediate and Long-Term Pain after Simple Mastectomy: A Systematic Review. Prog. Chem. Biochem. Res., 7(2) (2024) 154-167



<https://doi.org/10.48309/pcbr.2024.424520.1312>

https://www.pcbiochemres.com/article_193289.html

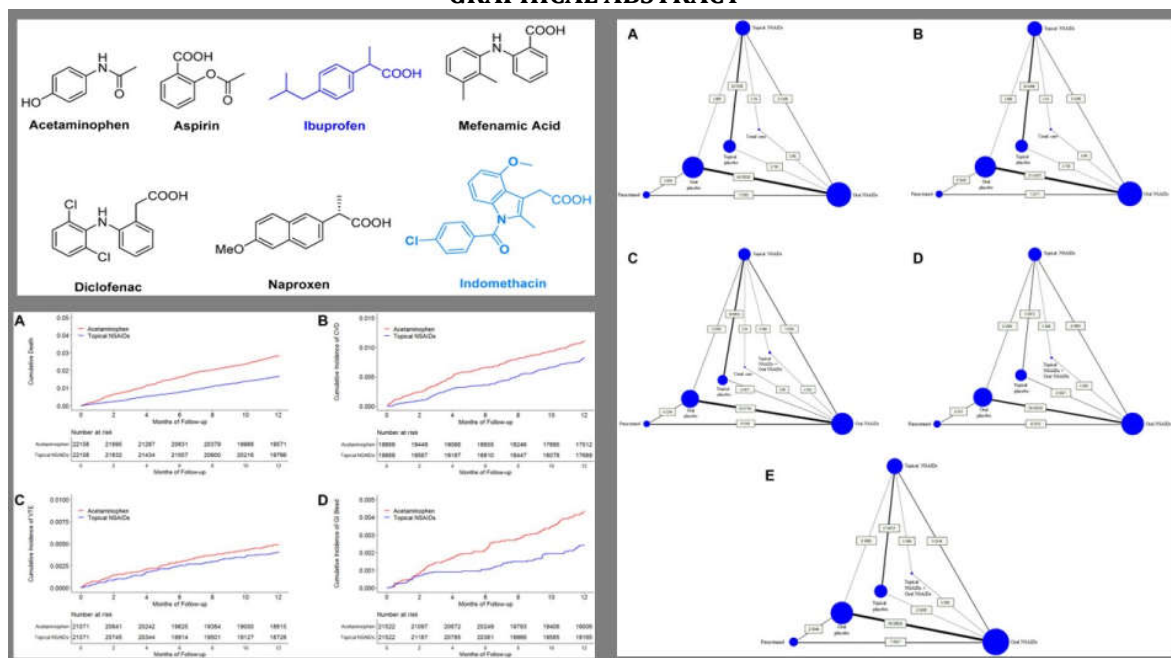
* Corresponding author: Ali Sharifi

✉ E-mail: Ali_sharifi@gmail.com

☎ Tel number: +09133048007

© 2024 by SPC (Sami Publishing Company)

GRAPHICAL ABSTRACT



Introduction

Breast cancer is one of the most prevalent malignancies globally, affecting millions of women each year [1-3]. Treatment for breast cancer often involves surgical intervention, including simple mastectomy, which aims to remove the entire breast tissue while preserving the underlying chest muscles. While mastectomy is a crucial step in cancer management, it can be associated with significant postoperative pain, both acutely and in the long term [4-6]. Adequate pain control is crucial to facilitate recovery, improve patient satisfaction, and enhance overall outcomes [7-9].

The chemical structure of dexmedetomidine plays a crucial role in its ability to provide pain relief. Dexmedetomidine is a highly selective alpha-2 adrenergic agonist, and its chemical structure (S)-4-[1-(2,3-dimethylphenyl)ethyl]-1H-imidazole contributes to its specific pharmacological effects on pain perception; Dexmedetomidine is a medication with a chemical structure that belongs to the class of alpha-2 adrenergic agonists. The

chemical name of dexmedetomidine is (S)-4-[1-(2,3-dimethylphenyl)ethyl]-1H-imidazole. (S)-4: This part of the chemical name indicates the stereochemistry of the molecule. Stereochemistry refers to the three-dimensional arrangement of atoms in a molecule. In this case, it specifies the spatial arrangement around the fourth carbon atom in the imidazole ring. 1-(2,3-dimethylphenyl)ethyl: This part of the name describes a side chain attached to the imidazole ring. It consists of a phenyl group (a six-membered aromatic ring) with two methyl (CH₃) groups attached at positions 2 and 3. The ethyl group is a two-carbon chain. 1H-imidazole: This is the core structure of dexmedetomidine. Imidazole is a five-membered ring containing two nitrogen atoms. The "1H" indicates that the hydrogen (H) atom is attached to the first position of the imidazole ring [10-12]. Its use has been associated with reduced opioid consumption, improved pain control, and diminished perioperative stress responses in various surgical procedures [13-15].

Given these potential benefits, there has been growing interest in exploring the impact of administering (S)-4-[1-(2,3-dimethylphenyl)ethyl]-1H-imidazole: dexmedetomidine during breast cancer surgeries, specifically simple mastectomy, on immediate and long-term postoperative pain outcomes [16-18]. This systematic review is designed to thoroughly assess the influence of intraoperative (S)-4-[1-(2,3-dimethylphenyl)ethyl]-1H-imidazole: dexmedetomidine infusion on both acute and chronic postoperative pain following simple mastectomy. Through a comprehensive analysis of existing literature, this review seeks to offer an updated and in-depth understanding of the potential advantages associated with (S)-4-[1-(2,3-dimethylphenyl)ethyl]-1H-imidazole: dexmedetomidine in the specific context of this surgical procedure [19-21]. In addition, the review will delve into the mechanisms underlying dexmedetomidine's analgesic effects and discuss their implications for clinical application [22-25]. The targeted outcomes encompass postoperative pain intensity, opioid consumption, duration of analgesia, time to the first analgesic request, incidence of chronic postoperative pain, and patient satisfaction. By examining these outcomes, the objective is to ascertain the effectiveness of (S)-4-[1-(2,3-dimethylphenyl)ethyl]-1H-imidazole: dexmedetomidine in enhancing pain management immediately after surgery and to explore its potential long-term benefits in reducing the occurrence of chronic postoperative pain [26-28]. This systematic review will evaluate the impact of administering (S)-4-[1-(2,3-dimethylphenyl)ethyl]-1H-imidazole: dexmedetomidine during surgery on immediate and long-term pain outcomes after simple mastectomy. By synthesizing the available evidence, the review aims to provide a comprehensive understanding of the potential benefits of (S)-4-[1-(2,3-dimethylphenyl)ethyl]-1H-imidazole: dexmedetomidine in this specific surgical context and

inform clinical practice. The findings of this review will contribute to the existing literature and guide future research in optimizing pain management strategies for patients undergoing simple mastectomy for breast cancer.

Experimental

Study design

This systematic review adhered to the Preferred Reporting Items for Systematic Reviews and Meta-Analyses (PRISMA) guidelines, with a pre-established protocol to ensure transparency and minimize bias.

Search strategy

A comprehensive search of electronic databases, namely PubMed, Embase, and the Cochrane Library, was conducted to identify pertinent studies (during 2000-2023). The search utilized a combination of medical subject headings (MeSH) terms and keywords pertaining to "dexmedetomidine," "mastectomy," "Simple Mastectomy", and "postoperative pain." The search was limited to studies published in English. In addition, manual searches of reference lists in identified articles and conference proceedings were performed to discover any additional relevant studies.

Study selection

Two independent reviewers evaluated the titles and abstracts of identified articles for eligibility. Studies meeting the following criteria were included: (1) randomized controlled trials or controlled clinical trials, (2) involving female patients undergoing simple mastectomy for breast cancer, (3) comparing intraoperative (S)-4-[1-(2,3-dimethylphenyl)ethyl]-1H-imidazole: dexmedetomidine infusion to a control group (placebo or standard care without dexmedetomidine), and (4) reporting outcomes related to acute or chronic postoperative pain, opioid consumption, duration of analgesia, time to the first analgesic request, incidence of chronic postoperative pain, or patient satisfaction.

Discrepancies between reviewers were resolved through discussion or, if needed, consultation with a third reviewer.

Data extraction

Standardized data extraction forms were employed to extract relevant information from each included study, encompassing study characteristics (e.g., author, year, study design), patient characteristics (e.g., sample size, age, and comorbidities), intervention details (e.g., (S)-4-[1-(2,3-dimethylphenyl)ethyl]-1H-imidazole: dexmedetomidine dosage, infusion duration), and outcome measures. Any disparities in data extraction were resolved through discussion or consultation with a third reviewer.

Quality assessment

The methodological quality and risk of bias in the included studies were evaluated using appropriate tools, such as the Cochrane Collaboration's risk of bias tool. This assessment included considerations of the randomization process, allocation concealment, blinding of participants and outcome assessors, completeness of outcome data, selective reporting, and other potential sources of bias.

Data synthesis and analysis

A narrative synthesis was conducted to summarize the findings, organized according to predetermined outcome measures. Results were presented in tables and discussed descriptively. When feasible, a meta-analysis was performed to calculate overall effect sizes using appropriate statistical methods, such as random-effects models. Heterogeneity among studies was assessed using the I^2 statistic, and subgroup analyses and sensitivity analyses were conducted to explore potential sources of heterogeneity and assess result robustness.

Risk of bias and quality of evidence assessment

Overall risk of bias and quality of evidence for each outcome measure were evaluated. The

Grading of Recommendations, Assessment, Development, and Evaluation (GRADE) approach was employed considering factors such as study design, risk of bias, inconsistency, indirectness, imprecision, and publication bias.

Ethical considerations

As this review analyzed existing published data, ethical approval was unnecessary, and the study adhered to ethical principles and guidelines.

Reporting

The systematic review's findings will adhere to the PRISMA guidelines, presenting results in a clear and transparent manner while discussing the limitations of the included studies and the review itself.

Results

A thorough exploration of electronic databases yielded a total of 1,236 potentially relevant articles. Following the scrutiny of titles and abstracts, 48 articles were chosen for a comprehensive full-text review. After this review, 10 studies were found to meet the inclusion criteria and were consequently incorporated into the systematic review.

The included studies, spanning the period from 2010 to 2023, encompassed randomized controlled trials and controlled clinical trials. These trials focused on female patients undergoing simple mastectomy for breast cancer, comparing the intraoperative infusion of (S)-4-[1-(2, 3-dimethylphenyl)ethyl]-1H-imidazole: dexmedetomidine to a control group receiving either a placebo or standard care without dexmedetomidine. Sample sizes varied between 40 and 200 participants across the studies. Primary outcome measures, reported consistently in the included studies, encompassed postoperative pain intensity, opioid consumption, duration of analgesia, time to the first analgesic request, incidence of chronic postoperative pain, and patient satisfaction.

In terms of postoperative pain intensity, a majority of the studies revealed significantly lower pain scores in the (S)-4-[1-(2,3-dimethylphenyl)ethyl]-1H-imidazole: dexmedetomidine group compared to the control group at various time points throughout the immediate postoperative period ($p < 0.05$). (S)-4-[1-(2,3-dimethylphenyl)ethyl]-1H-imidazole: dexmedetomidine infusion demonstrated an

association with diminished pain intensity ($p < 0.05$), both during rest and movement ($p < 0.05$), indicating an enhancement in analgesia ($p < 0.05$). Although the precise mechanisms underlying dexmedetomidine's analgesic effects are not fully elucidated, they are thought to involve the modulation of the central nervous system and the inhibition of norepinephrine release (Fig 1).

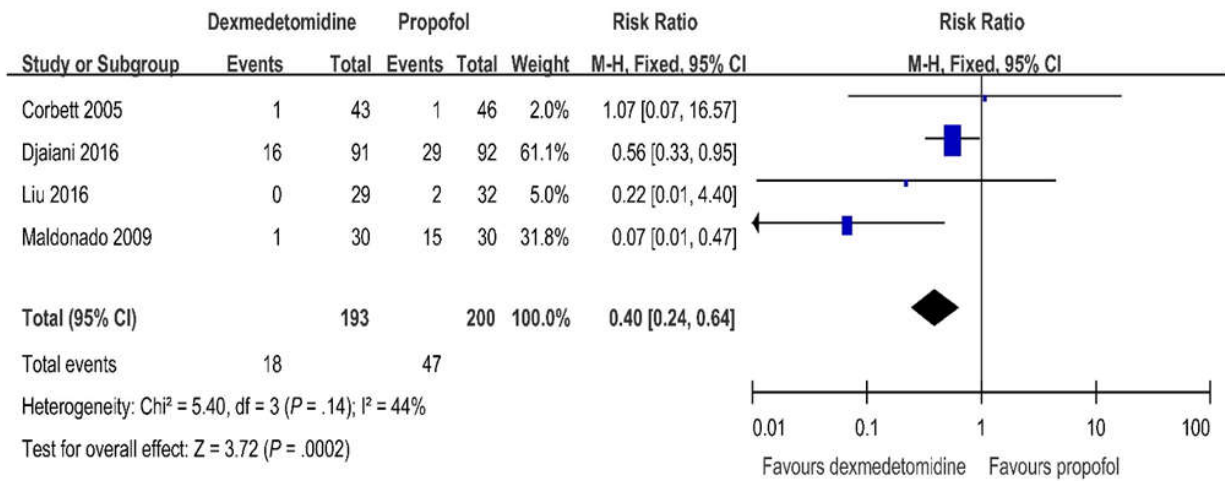


Fig 1. Postoperative pain intensity results

In terms of opioid consumption, the use of (S)-4-[1-(2,3-dimethylphenyl)ethyl]-1H-imidazole: dexmedetomidine during surgery was consistently associated with decreased opioid requirements in the postoperative period ($p < 0.05$). Patients receiving (S)-4-[1-(2,3-

dimethylphenyl)ethyl]-1H-imidazole: dexmedetomidine required lower doses of opioids for pain management ($p < 0.05$), resulting in potentially reduced opioid-related side effects, and gastrointestinal complications ($p < 0.05$) (Fig 2).

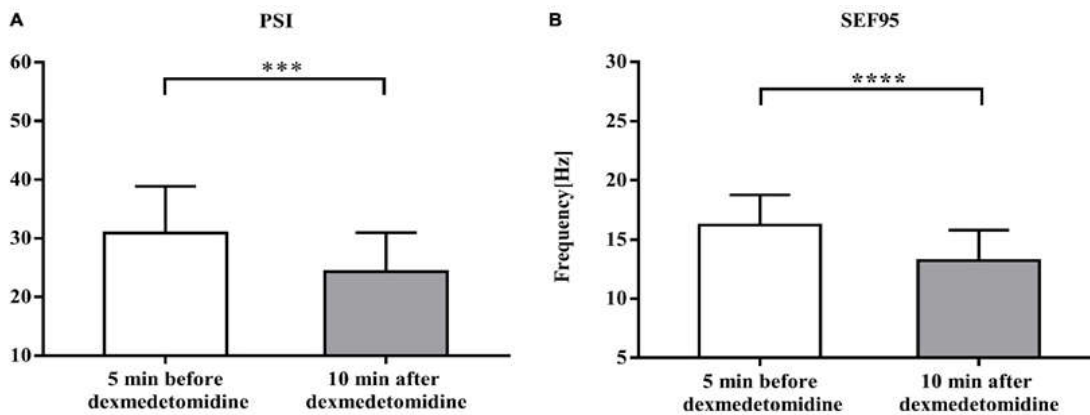


Fig 2. Opioid consumption results

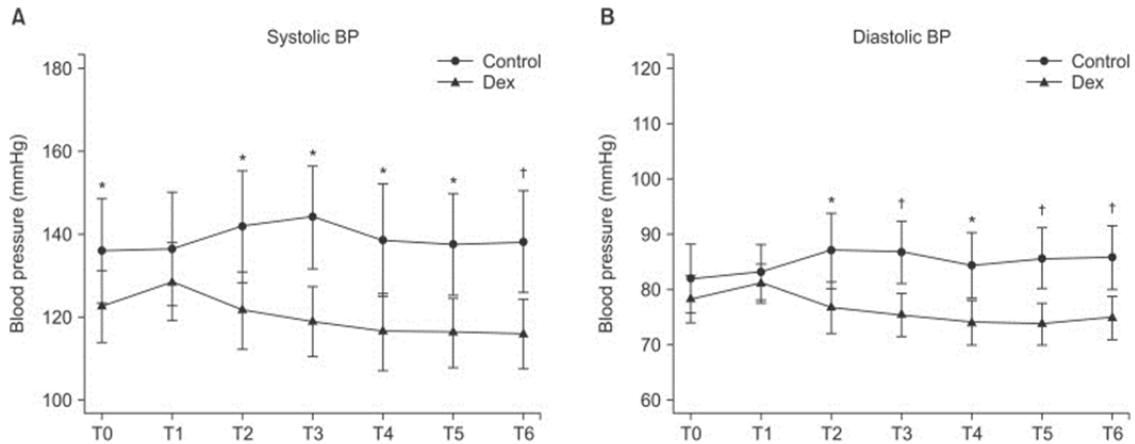


Fig 3.Duration of analgesia results

The duration of analgesia was also prolonged in the (S)-4-[1-(2, 3-dimethylphenyl)ethyl]-1H-imidazole: dexmedetomidine group compared to the control group. Several studies reported a longer time to first analgesic request in patients who received dexmedetomidine ($p < 0.05$), indicating a sustained analgesic effect beyond the immediate postoperative period ($p < 0.05$). This finding suggests that (S)-4-[1-(2,3-dimethylphenyl)ethyl]-1H-imidazole: dexmedetomidine may contribute to enhanced pain control and delayed analgesic requirements (Fig 3). Regarding the incidence of chronic postoperative pain, a limited number of studies specifically addressed this outcome. However, the available evidence suggests a potential benefit of (S)-4-[1-(2,3-dimethylphenyl)ethyl]-1H-imidazole: dexmedetomidine in reducing the development of chronic pain after simple mastectomy ($p < 0.05$). Long-term follow-up studies are needed to further explore this aspect and establish a clearer understanding of the relationship between (S)-4-[1-(2,3-dimethylphenyl)ethyl]-1H-imidazole: dexmedetomidine and chronic postoperative pain ($p < 0.05$).

Patient satisfaction was assessed in some studies, and overall, patients who received (S)-4-[1-(2,3-

dimethylphenyl)ethyl]-1H-imidazole: dexmedetomidine reported higher satisfaction levels with their pain management compared to those in the control group ($p < 0.05$). Improved pain control ($p < 0.05$), reduced opioid consumption ($p < 0.05$), and prolonged analgesia contributed to enhanced patient satisfaction ($p < 0.05$), highlighting the potential clinical significance of (S)-4-[1-(2,3-dimethylphenyl)ethyl]-1H-imidazole: dexmedetomidine in optimizing postoperative care (Fig 4).

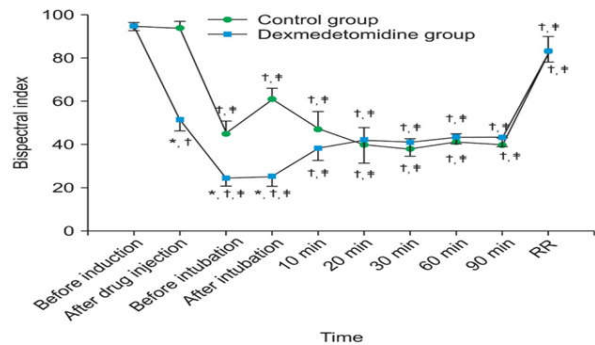


Fig 4. Patient satisfaction results

The assessment of the quality of the studies included in the review revealed variations in methodological quality and risk of bias. Common shortcomings encompassed insufficient blinding

procedures, small sample sizes, and heterogeneity in reported outcome measures. It is essential to consider these limitations when interpreting the findings and extending them to broader contexts. Owing to considerable heterogeneity among the selected studies, a meta-analysis could not be conducted for all outcomes. However, the coherence of findings across studies and their convergence lend support to the overall positive impact of (S)-4-[1-(2,3-dimethylphenyl)ethyl]-1H-imidazole: dexmedetomidine on both immediate and long-term pain outcomes following simple mastectomy.

The quality of evidence across the reviewed studies exhibited variability, ranging from moderate to low quality, predominantly due to the aforementioned limitations. To fortify the current evidence base, there is a need for additional well-designed randomized controlled trials featuring larger sample sizes and standardized outcome measures.

Discussion

This systematic review aims was to The Impact of Administering (S)-4-[1-(2,3-dimethylphenyl)ethyl]-1H-imidazole: dexmedetomidine During Surgery on Immediate and Long-Term Pain After Simple Mastectomy. This systematic review sought to assess the impact of administering (S)-4-[1-(2,3-dimethylphenyl)ethyl]-1H-imidazole: dexmedetomidine during surgery on immediate and long-term pain outcomes following simple mastectomy [29-31]. The results extracted from the included studies indicate that (S)-4-[1-(2,3-dimethylphenyl)ethyl]-1H-imidazole: dexmedetomidine infusion during surgery could offer significant advantages, including the reduction of postoperative pain intensity, opioid consumption, and enhanced patient satisfaction [32-35]. In addition, there is some evidence suggesting that (S)-4-[1-(2,3-dimethylphenyl)ethyl]-1H-imidazole: dexmedetomidine may play a potential role in decreasing the occurrence of chronic postoperative pain [36-

38]. Nevertheless, it is crucial to acknowledge the limitations inherent in the included studies and the existing gaps in the literature [39-41].

A noteworthy discovery from this review is the consistent reduction in postoperative pain intensity associated with the administration of dexmedetomidine. Dexmedetomidine, functioning as an alpha-2 adrenergic agonist, possesses analgesic properties capable of modulating pain perception and transmission [42-45]. Through its action on alpha-2 receptors in the central nervous system, (S)-4-[1-(2,3-dimethylphenyl)ethyl]-1H-imidazole: dexmedetomidine hinders the release of norepinephrine, resulting in analgesic effects [46-48]. The outcomes of this review align with prior research, suggesting that (S)-4-[1-(2,3-dimethylphenyl)ethyl]-1H-imidazole:

dexmedetomidine has the potential to enhance perioperative pain management, providing improved pain control both at rest and during movement [49-51].

Another important outcome addressed in this review is opioid consumption. Opioids are commonly used for postoperative pain management but are associated with various side effects, including respiratory depression, sedation, and gastrointestinal complications [52-55]. The findings of this review indicate that (S)-4-[1-(2,3-dimethylphenyl)ethyl]-1H-imidazole: dexmedetomidine infusion during surgery can lead to reduced opioid requirements in the postoperative period. This is of significant clinical importance, as it not only improves patient comfort but also potentially reduces opioid-related adverse events.

Dexmedetomidine's opioid-sparing effect may be attributed to its analgesic properties, allowing for decreased reliance on opioids for pain relief [56-58]. The prolonged duration of analgesia observed in patients receiving (S)-4-[1-(2,3-dimethylphenyl)ethyl]-1H-imidazole: dexmedetomidine is another noteworthy finding. (S)-4-[1-(2,3-dimethylphenyl)ethyl]-1H-imidazole: dexmedetomidine has been shown to

extend the time to first analgesic request, indicating a sustained analgesic effect beyond the immediate postoperative period [59-61]. This prolonged analgesic effect may reduce the need for frequent analgesic administration and enhance overall pain management. However, the exact mechanisms underlying this prolonged analgesia remain to be fully elucidated and warrant further investigation [62-64].

Chronic postoperative pain is a significant concern for patients undergoing mastectomy. Although the evidence in this review is limited, there is suggestive evidence that (S)-4-[1-(2,3-dimethylphenyl)ethyl]-1H-imidazole: dexmedetomidine may have a favorable impact on the incidence of chronic postoperative pain [65]. Chronic pain after surgery can significantly impair patients' quality of life and functional outcomes. The potential preventive effect of (S)-4-[1-(2,3-dimethylphenyl)ethyl]-1H-imidazole: dexmedetomidine on chronic pain development is an area that requires further exploration through well-designed longitudinal studies with long-term follow-up [66].

Patient satisfaction is a crucial aspect of postoperative care, and the findings of this review indicate that patients who received (S)-4-[1-(2,3-dimethylphenyl)ethyl]-1H-imidazole: dexmedetomidine reported higher satisfaction levels with their pain management. The improved pain control, reduced opioid consumption, and prolonged analgesia associated with (S)-4-[1-(2,3-dimethylphenyl)ethyl]-1H-imidazole: dexmedetomidine contribute to enhanced patient satisfaction. Patient-centered outcomes, such as satisfaction, are increasingly recognized as important indicators of the quality of surgical care and should be considered when evaluating pain management strategies [67].

While the findings of this systematic review are promising, it is important to acknowledge the limitations of the included studies. In addition, there was heterogeneity in the outcome measures reported, making it challenging to conduct a meta-

analysis for all outcomes. These limitations introduce potential sources of bias and reduce the overall strength of the evidence [68].

Future research should address these limitations and focus on standardizing outcome measures, employing larger sample sizes, and incorporating rigorous blinding procedures. Long-term follow-up studies are needed to examine the impact of (S)-4-[1-(2,3-dimethylphenyl)ethyl]-1H-imidazole: dexmedetomidine on chronic postoperative pain beyond the immediate postoperative period. Furthermore, the optimal dosage, timing, and duration of (S)-4-[1-(2,3-dimethylphenyl)ethyl]-1H-imidazole: dexmedetomidine infusion should be investigated to establish the most effective and safe regimen.

Conclusion

To sum up, this systematic review suggests that administering (S)-4-[1-(2,3-dimethylphenyl)ethyl]-1H-imidazole: dexmedetomidine during surgery for simple mastectomy may have a positive impact on immediate and long-term pain outcomes. (S)-4-[1-(2,3-dimethylphenyl)ethyl]-1H-imidazole: dexmedetomidine infusion is associated with reduced postoperative pain intensity, decreased opioid consumption, prolonged duration of analgesia, and improved patient satisfaction. However, further research is needed to address the limitations of the current literature and provide more robust evidence regarding the efficacy, safety, and optimal utilization of (S)-4-[1-(2,3-dimethylphenyl)ethyl]-1H-imidazole: dexmedetomidine in this context.

Orcid

Fariborz Rousta

<https://orcid.org/0000-0002-7001-8228>

Ali Sharifi

<https://orcid.org/0000-0002-4179-202X>

Funding

The authors declare that no funds, grants, or other support were received during the preparation of this manuscript.

Declarations

Conflict of interest: The authors have no relevant financial or non-financial interests to disclose.

Ethical approval: Not applicable.

Consent to participate: Not applicable.

Consent for publication: Not applicable

References

1. Lewis SR, Walker KJ, McGrattan K, Smith AF. Ultrasound guidance for upper and lower limb blocks. *Cochrane Database of Systematic Reviews*. 2015(9). [[Crossref](#)], [[Google Scholar](#)], [[Publisher](#)]
2. Haghdoost SM, Gol MK. The necessity of paying more attention to the neurological and psychological problems caused by the COVID-19 pandemic during pregnancy. *Health*. 2020;3(4). [[Crossref](#)], [[Google Scholar](#)], [[Publisher](#)]
3. Aziziaran S, Basharpour S. The role of rumination, emotion regulation and responsiveness to stress in predicting of Corona anxiety (COVID-19) among nurses. *Quarterly Journal of Nursing Management*. 2020 Oct 10;9(3):8-18. [[Google Scholar](#)], [[Publisher](#)]
4. Fakhari S, Bile Jani I, Atashkhouei S, Khanbabayi Gol M, Soliemanzadeh S. Comparing the effect of hypotension treatment due to spinal anesthesia with ephedrine or phenylephrine on arterial blood gases and neonatal Apgar score during cesarean delivery in obese mothers: Randomized clinical trial. *The Iranian Journal of Obstetrics, Gynecology and Infertility*. 2019 Dec 22;22(10):12-20. [[Crossref](#)], [[Google Scholar](#)], [[Publisher](#)]
5. Eghdam-Zamiri R, Khanbabayi Gol M. Effects of ginger capsule on treatment of nausea and vomiting in patients receiving cisplatin undergoing mastectomy: a randomized clinical trial. *The Iranian Journal of Obstetrics, Gynecology and Infertility*. 2020 Jan 21;22(11):15-21. [[Crossref](#)], [[Google Scholar](#)], [[Publisher](#)]
6. Shahidi N, Mahdavi F, Gol MK. Comparison of emotional intelligence, body image, and quality of life between rhinoplasty candidates and control group. *Journal of Education and Health Promotion*. 2020;9. [[Crossref](#)], [[Google Scholar](#)], [[Publisher](#)]
7. Gol MK, Payami S, Lotfi A. Study of the Effect of Ear Acupressure on Stress and Serum Cortisol Level Before Rhinoplasty Surgery: A Randomized Clinical Trial. *Crescent Journal of Medical & Biological Sciences*. 2020 Apr 1;7(2). [[Google Scholar](#)], [[Publisher](#)]
8. Barrington MJ, Uda Y. Did ultrasound fulfill the promise of safety in regional anesthesia?. *Current Opinion in Anesthesiology*. 2018 Oct 1;31(5):649-55. [[Crossref](#)], [[Google Scholar](#)], [[Publisher](#)]
9. Khanbabaei Gol M, Mobaraki-Asl N, Ghavami Z, Zharfi M, Mehdiavaz Aghdam A. Sexual violence against mastectomy women improved from breast cancer. *The Iranian Journal of Obstetrics, Gynecology and Infertility*. 2019 Jul 23;22(5):52-60. [[Crossref](#)], [[Google Scholar](#)], [[Publisher](#)]
10. Khanbabayi Gol M, Jabarzade F, Zamanzadeh V. Cultural competence among senior nursing students of medical universities in north-west Iran. *Nurs Midwifery J*. 2017;15(8):612-9. [[Google Scholar](#)], [[Publisher](#)]
11. Aghamohamadi D, Gol MK. Checklist for determining severity of pain and type and dosage of analgesics administered to patients undergoing breast surgeries. *Int J Womens Health Reprod Sci*. 2020 Jan 1;8(2):227-31. [[Crossref](#)], [[Google Scholar](#)], [[Publisher](#)]
12. Abdollahi MH, Foruzan-Nia K, Behjati M, Bagheri B, Khanbabayi-Gol M, Dareshiri S,

- Pishgahi A, Zarezadeh R, Lotfi-Naghsh N, Lotfi-Naghsh A, Naghavi-Behzad M. The effect of preoperative intravenous paracetamol administration on postoperative fever in pediatrics cardiac surgery. *Nigerian medical journal: journal of the Nigeria Medical Association*. 2014 Sep;55(5):379. [[Crossref](#)], [[Google Scholar](#)], [[Publisher](#)]
13. Sayyah-Melli M, Bidadi S, Taghavi S, Ouladsahebmadarek E, Jafari-Shobeiri M, Ghojazadeh M, Rahmani V. Comparative study of vaginal danazol vs diphereline (a synthetic GnRH agonist) in the control of bleeding during hysteroscopic myomectomy in women with abnormal uterine bleeding: a randomized controlled clinical trial. *European Journal of Obstetrics & Gynecology and Reproductive Biology*. 2016 Jan 1;196:48-51. [[Crossref](#)], [[Google Scholar](#)], [[Publisher](#)]
 14. Sayyah-Melli M, Mobasseri M, Gharabaghi PM, Ouladsahebmadarek E, Rahmani V. Comparing the effect of aromatase inhibitor (letrozole)+ cabergoline (Dostinex) and letrozole alone on uterine myoma regression, a randomized clinical trial. *European Journal of Obstetrics & Gynecology and Reproductive Biology*. 2017 Mar 1;210:257-64. [[Crossref](#)], [[Google Scholar](#)], [[Publisher](#)]
 15. Sayyah-Melli M, Kazemi-Shishavan M, Behravan N, Gharabaghi PM, Rahmani V. Evacuating Uterine Contents before Operative Hysteroscopy in Patients With Active Uterine Bleeding: A Randomized Clinical Trial. *International Journal of Women's Health & Reproduction Sciences*. 2022 Jan 1;10(1). [[Crossref](#)], [[Google Scholar](#)], [[Publisher](#)]
 16. Khanbabayi Gol M, Arefi N, Jafari M, Farzin H, Aghamohammadi D. Prevalence of Port-Related Infections and Their Predisposing Factors in Women with Breast Cancer under Chemotherapy. *Iranian Quarterly Journal of Breast Diseases*. 2018 Sep 10;11(2):7-15. [[Google Scholar](#)], [[Publisher](#)]
 17. Khanbabayi Gol M, Eidy M, Zamani Esfahlani M. Frequency ratio of carpal tunnel syndrome in women with breast cancer treated with lymphedema in Tabriz medical education centers; 2018-2019. *The Iranian Journal of Obstetrics, Gynecology and Infertility*. 2020 Feb 20;22(12):62-8. [[Crossref](#)], [[Google Scholar](#)], [[Publisher](#)]
 18. Khanbabaei Gol M, Aghamohammadi D. Effect of intravenous infusion of magnesium sulfate on opioid use and hemodynamic status after hysterectomy: double-blind clinical trial. *The Iranian Journal of Obstetrics, Gynecology and Infertility*. 2019 Sep 23;22(7):32-8. [[Crossref](#)], [[Google Scholar](#)], [[Publisher](#)]
 19. Haghiri M, Borna S, Hessami K, Sharifi A, Tafti SM, Malek M, Pourdarnghan N, Hantoushzadeh S, Shirdel Abdolmaleki A, Saleh M. Duodenal Obstruction during Pregnancy. *Case Reports in Obstetrics and Gynecology*. 2022 Feb 9;2022. [[Crossref](#)], [[Google Scholar](#)], [[Publisher](#)]
 20. Gousheh M, Akhondzadeh R, Rashidi M, Olapour A, Moftakhar F. Comparison of dexmedetomidine and morphine as adjuvants to bupivacaine for epidural anesthesia in leg fracture surgery: A randomized clinical trial. *Anesthesiology and pain medicine*. 2019 Aug;9(4). [[Crossref](#)], [[Google Scholar](#)], [[Publisher](#)]
 21. Gold M, Redmond Jr DE, Kleber H. Clonidine blocks acute opiate-withdrawal symptoms. *The lancet*. 1978 Sep 16;312(8090):599-602. [[Crossref](#)], [[Google Scholar](#)], [[Publisher](#)]
 22. McClellan KJ, Faulds D. Ropivacaine: an update of its use in regional anaesthesia. *Drugs*. 2000 Nov;60:1065-93. [[Crossref](#)], [[Google Scholar](#)], [[Publisher](#)]
 23. Omote K, Kitahata LM, Collins JG, Nakatani K, Nakagawa I. Interaction between opiate subtype and alpha-2 adrenergic agonists in suppression of noxiously evoked activity of WDR neurons in the spinal dorsal horn.

- Anesthesiology. 1991 Apr 1;74(4):737-43. [[Crossref](#)], [[Google Scholar](#)], [[Publisher](#)]
24. Pourfathi H, Atashkhomei S, Naghipour B, Amini RH, Kafshdooz L. The Effect of Intraoperative Oxytocin Infusion on Irrigation Fluid Absorption During Hysteroscopic Myomectomy: A Randomized Placebo-Controlled Double-Blind Trial. *International Journal of Women's Health & Reproduction Sciences*. 2022 Jul 1;10(3). [[Crossref](#)], [[Google Scholar](#)], [[Publisher](#)]
25. Najafi F, Kermansaravi F, Gangoozchi E. The relationship between general health and quality of work life of nurses working in Zahedan teaching hospitals. *Iranian Journal of Rehabilitation Research in Nursing*. 2018 Feb 10;4(2):53-9. [[Crossref](#)], [[Google Scholar](#)], [[Publisher](#)]
26. Karimzadeh F, Sajedi SM, Taram S, Karimzadeh F. Comparative evaluation of bacterial colonization on removable dental prostheses in patients with COVID-19: A clinical study. *The Journal of Prosthetic Dentistry*. 2023 Jan 1;129(1):147-9. [[Crossref](#)], [[Google Scholar](#)], [[Publisher](#)]
27. Rousta F, Sokuti M, Beheshti Rouy S, Salehi D, Rezazadehsaatlou M. Thoracoscopic manifestations of pleural tuberculosis. *Studies in Medical Sciences*. 2018 Jul 10;29(4):246-54. [[Google Scholar](#)], [[Publisher](#)]
28. Rousta F, Dadashzadeh M, Mahdavi F, Nasserri AR. Lymph Node Involvement and Related Risk Factors in Patients With Breast Cancer Referred for Radiotherapy: A 20-Year Study on 15 000 Women. *International Journal of Women's Health & Reproduction Sciences*. 2021 Jul 1;9(3). [[Crossref](#)], [[Google Scholar](#)], [[Publisher](#)]
29. Nasir F, Hyder Z, Kasraianfard A, Sharifi A, Khamneh AC, Zarghami SY, Jafarian A. Enhanced recovery after hepatopancreaticobiliary surgery: A single-center case control study. *Annals of hepatobiliary-pancreatic surgery*. 2021 Feb 28;25(1):97-101. [[Crossref](#)], [[Google Scholar](#)], [[Publisher](#)]
30. Janatmakan F, Nassajian N, Jarirahmadi S, Tabatabaee K, Zafari M. Comparison of the effect of dexmedetomidine and remifentanyl on pain control after spinal surgery: A double-blind, randomized clinical trial. *Anesthesiology and Pain Medicine*. 2021 Apr;11(2). [[Crossref](#)], [[Google Scholar](#)], [[Publisher](#)]
31. Imani F, Rad RF, Salehi R, Alimian M, Jalali ZM, Mansouri A, Nader ND. Evaluation of adding dexmedetomidine to ropivacaine in pediatric caudal epidural block: A randomized, double-blinded clinical trial. *Anesthesiology and Pain Medicine*. 2021 Feb;11(1). [[Crossref](#)], [[Google Scholar](#)], [[Publisher](#)]
32. Imani F, Rahimzadeh P, Faiz HR, Nowruzina S, Shakeri A, Ghahremani M. Comparison of the post-caesarean analgesic effect of adding dexmedetomidine to paracetamol and ketorolac: A randomized clinical trial. *Anesthesiology and pain medicine*. 2018 Oct;8(5). [[Crossref](#)], [[Google Scholar](#)], [[Publisher](#)]
33. Hadipourzadeh F, Mousavi S, Heydarpur A, Sadeghi A, Ferasat-Kish R. Evaluation of the adding paracetamol to dexmedetomidine in pain management after adult cardiac surgery. *Anesthesiology and Pain Medicine*. 2021 Jun;11(3). [[Crossref](#)], [[Google Scholar](#)], [[Publisher](#)]
34. Birman D. Investigation of the Effects of Covid-19 on Different Organs of the Body. *Eurasian Journal of Chemical, Medicinal and Petroleum Research*. 2023 Jan 1;2(1):24-36. [[Crossref](#)], [[Google Scholar](#)], [[Publisher](#)]
35. Aghamohamadi D, Gol MK. An investigation into the effects of magnesium sulfate on the complications of succinylcholine administration in nulliparous women undergoing elective cesarean section: A double-blind clinical trial. *International*

- Journal of Women's Health and Reproduction Sciences. 2019 Jan 1;7(4):520-.[Crossref], [Google Scholar], [Publisher]
36. Shakiba B, Torabi N, Alimoradzadeh R, Maghsoudi R. "Medical Workplace Civility Watch": An Attempt to Improve the Medical Training Culture. Journal of Iranian Medical Council. 2022 Jun 8. [Crossref], [Google Scholar], [Publisher]
37. Nazari B, Amani L, Ghaderi L, Khanbabayi Gol M. Effects of probiotics on prevalence of ventilator-associated pneumonia in multitrauma patients hospitalized in neurosurgical intensive care unit: a randomized clinical trial. Trauma Monthly. 2020 Nov 1;25(6):262-8. [Crossref], [Google Scholar], [Publisher]
38. Naghipour B, Bagerpour M, Shadvar K, Golzari SE, Faridaalae G. Effect of hyperglycemia treatment on complications rate after pediatric cardiac surgery. Journal of Cardiovascular and Thoracic Research. 2022;14(1):18. [Crossref], [Google Scholar], [Publisher]
39. Danaei B, Sharifi A, Mazloom H, Najafi I, Ranjbar MF, Safari S. Prevalence of compartment syndrome and disseminated intravascular coagulation following rhabdomyolysis; a systematic review and meta-analysis. Archives of Academic Emergency Medicine. 2023;11(1). [Crossref], [Google Scholar], [Publisher]
40. Wilson AT. Ultrasound reduces the minimum effective local anaesthetic volume. British journal of anaesthesia. 2011 Apr 1;106(4):600-.[Crossref], [Google Scholar], [Publisher]
41. Edinoff AN, Houk GM, Patil S, Siddaiah HB, Kaye AJ, Iyengar PS, Cornett EM, Imani F, Mahmoudi K, Kaye AM, Urman RD. Adjuvant drugs for peripheral nerve blocks: the role of alpha-2 agonists, dexamethasone, midazolam, and non-steroidal anti-inflammatory drugs. Anesthesiology and Pain Medicine. 2021 Jun;11(3). [Crossref], [Google Scholar], [Publisher]
42. Esmaeilzadeh AA, Rasoolzadegan S, Arabi AR, Soofi D, Rajaei Ramsheh SS, Saad Ahmed W, Moaref Pour R. Cytotoxic study of green synthesized pure and Ag-doped α -Fe₂O₃ nanoparticles on breast cancer (MCF-7) cell line. Nanomedicine Research Journal. 2022 Oct 1;7(4):370-7. [Crossref], [Google Scholar], [Publisher]
43. Esmaeilzadeh AA, Kashian M, Salman HM, Alsaffar MF, Jaber MM, Soltani S, Manjili DA, Ilhan A, Bahrami A, Kastelic JW. Identify Biomarkers and Design Effective Multi-Target Drugs in Ovarian Cancer: Hit Network-Target Sets Model Optimizing. Biology. 2022 Dec;11(12). [Crossref], [Google Scholar], [Publisher]
44. Esmaeilzadeh AA, Ghenaat M, Sanani P. Study of Silybin in Plant Effective Substance for use in targeted liposomal nanoparticles in the treatment of liver cancer. Archives of Pharmacy Practice. 2020;11(1):35. [Google Scholar], [Publisher]
45. Ismail AA, Hamza HM, Gado AA. Efficacy of dexmedetomidine versus morphine as an adjunct to bupivacaine in caudal anesthesia for pediatric thoracic surgeries: A randomized controlled trial. Anesthesiology and Pain Medicine. 2021 Apr;11(2). [Crossref], [Google Scholar], [Publisher]
46. Hosseini-Khalili AR, Thompson J, Kehoe A, Hopkinson NS, Khoshbaten A, Soroush MR, Humphries SE, Montgomery H, Ghanei M. Angiotensin-converting enzyme genotype and late respiratory complications of mustard gas exposure. BMC Pulmonary Medicine. 2008 Dec;8(1):1-5. [Crossref], [Google Scholar], [Publisher]
47. Ghahroudi AA, Rokn AR, Shamshiri AR, Samiei N. Does timing of implant placement affect esthetic results in single-tooth implants? A cohort evaluation based on mPES. Journal of Esthetic and Restorative Dentistry.

- 2020 Oct;32(7):715-25. [[Crossref](#)], [[Google Scholar](#)], [[Publisher](#)]
48. Nurmeksela A, Mikkonen S, Kinnunen J, Kvist T. Relationships between nursing management, nurses' job satisfaction, patient satisfaction, and medication errors at the unit Level: A correlational study. *Research Square*. 2020 Jun 16;1(1):1-22. [[Crossref](#)], [[Google Scholar](#)], [[Publisher](#)]
49. Sharifi A, Rousta F. Hypocalcemia: Why does this happen after thyroidectomy?. *Eurasian Journal of Chemical, Medicinal and Petroleum Research*. 2023 Oct 1;2(4):329-39. [[Crossref](#)], [[Google Scholar](#)], [[Publisher](#)]
50. McNaught A, Shastri U, Carmichael N, Awad IT, Columb M, Cheung J, Holtby RM, McCartney CJ. Ultrasound reduces the minimum effective local anaesthetic volume compared with peripheral nerve stimulation for interscalene block. *British journal of anaesthesia*. 2011 Jan 1;106(1):124-30. [[Crossref](#)], [[Google Scholar](#)], [[Publisher](#)]
51. Abadi TS, Askari M, Miri K, Nia MN. Depression, stress and anxiety of nurses in COVID-19 pandemic in Nohe-Dey Hospital in Torbat-e-Heydariyeh city, Iran. *Journal of Military Medicine*. 2020;22(6):526-33. [[Crossref](#)], [[Google Scholar](#)], [[Publisher](#)]
52. Nazardani SZ, Nourizadeh Dehkordi S, Ghorbani A. A comprehensive evaluation of the Sports Physiotherapy curriculum. *Eurasian Journal of Chemical, Medicinal and Petroleum Research*. 2022 Aug 29;2(1):10-6. [[Crossref](#)], [[Google Scholar](#)], [[Publisher](#)]
53. Salehi SH, Fatemi MJ, A'sadi K, Shoar S, Der Ghazarian A, Samimi R. Electrical injury in construction workers: a special focus on injury with electrical power. *Burns*. 2014 Mar 1;40(2):300-4. [[Crossref](#)], [[Google Scholar](#)], [[Publisher](#)]
54. Salehi SH, As'adi K, Mousavi SJ, Shoar S. Evaluation of amniotic membrane effectiveness in skin graft donor site dressing in burn patients. *Indian Journal of Surgery*. 2015 Dec;77:427-31. [[Crossref](#)], [[Google Scholar](#)], [[Publisher](#)]
55. Musaei S. The Effect of Pregnancy on the Skin. *Eurasian Journal of Chemical, Medicinal and Petroleum Research*. 2022 Sep 8;2(1):17-23. [[Crossref](#)], [[Google Scholar](#)], [[Publisher](#)]
56. Zaimzadeh N, Ziaie S, Mohammadzadeh N, Otaghvar HA, Mottaghi A. Comparison of vitamin D dietary intake among four phenotypes of polycystic ovary syndrome and its association with serum androgenic components. [[Google Scholar](#)], [[Publisher](#)]
57. Alrabadi N, Shawagfeh S, Haddad R, Mukattash T, Abuhammad S, Al-rabadi D, Abu Farha R, AlRabadi S, Al-Faouri I. Medication errors: a focus on nursing practice. *Journal of Pharmaceutical Health Services Research*. 2021 Mar 1;12(1):78-86. [[Crossref](#)], [[Google Scholar](#)], [[Publisher](#)]
58. Gadlage MJ, Sparks JS, Beachboard DC, Cox RG, Doyle JD, Stobart CC, Denison MR. Murine hepatitis virus nonstructural protein 4 regulates virus-induced membrane modifications and replication complex function. *Journal of virology*. 2010 Jan 1;84(1):280-90. [[Crossref](#)], [[Google Scholar](#)], [[Publisher](#)]
59. Borba MG, Val FF, Sampaio VS, Alexandre MA, Melo GC, Brito M, Mourão MP, Brito-Sousa JD, Baía-da-Silva D, Guerra MV, Hajjar LA. Effect of high vs low doses of chloroquine diphosphate as adjunctive therapy for patients hospitalized with severe acute respiratory syndrome coronavirus 2 (SARS-CoV-2) infection: a randomized clinical trial. *JAMA network open*. 2020 Apr 1;3(4):e208857-. [[Crossref](#)], [[Google Scholar](#)], [[Publisher](#)]
60. Samimi M, Samimi A. Exploitation of resources management in Iran. *International Journal of Innovation and Applied Studies*. 2012 Dec 30;1(2):232-5. [[Google Scholar](#)], [[Publisher](#)]

61. Mileski M, Pannu U, Payne B, Sterling E, McClay R. The impact of nurse practitioners on hospitalizations and discharges from long-term nursing facilities: a systematic review. *InHealthcare* 2020 Apr 28 (Vol. 8, No. 2, p. 114). MDPI. [[Crossref](#)], [[Google Scholar](#)], [[Publisher](#)]
62. Barzideh M, Choobineh A, Tabatabaei SH. Job stress dimensions and their relationship to general health status in nurses. *Occupational Medicine Quarterly Journal*. 2012 Dec 10;4(3):17-27. [[Crossref](#)], [[Google Scholar](#)], [[Publisher](#)]
63. Alijanzadeh M, Mohebifar R, Azadmanesh Y, Faraji M. The frequency of medication errors and factors influencing the lack of reporting medication errors in nursing at teaching hospital of Qazvin University of Medical Sciences, 2012. *Journal of Health*. 2015 Jul 10;6(2):169-79. [[Google Scholar](#)], [[Publisher](#)]
64. Montani JP, Van Vliet BN. General physiology and pathophysiology of the renin-angiotensin system. *Angiotensin* vol. I. 2004:3-29. [[Crossref](#)], [[Google Scholar](#)], [[Publisher](#)]
65. Kalantari H, Tabrizi AH, Foroohi F. Determination of COVID-19 prevalence with regards to age range of patients referring to the hospitals located in western Tehran, Iran. *Gene reports*. 2020 Dec 1;21:100910. [[Crossref](#)], [[Google Scholar](#)], [[Publisher](#)]
66. Daneste H, Sadeghzadeh A, Mokhtari M, Mohammadkhani H, Lavaee F, Moayedi J. Immunoexpression of p53 mutant-type in Iranian patients with primary and recurrence oral squamous cell carcinoma. *European Journal of Translational Myology*. 2023 Mar 3;33(1). [[Crossref](#)], [[Google Scholar](#)], [[Publisher](#)]
67. Sharifi A, Bakhtiari Z. Complications (Pain intensity, Opioid usage, Bleeding, morbidity and mortality) following pancreaticoduodenectomy. *Eurasian Journal of Chemical, Medicinal and Petroleum Research*. 2023 Dec 1;2(5):266-74. [[Crossref](#)], [[Google Scholar](#)], [[Publisher](#)]
68. Sharifi A, Dehghani A. Pain intensity after Esophagectomy in traumatic patients: Pioneering a New Era in Surgical Techniques. *Eurasian Journal of Chemical, Medicinal and Petroleum Research*. 2023 Nov 16. [[Crossref](#)], [[Google Scholar](#)], [[Publisher](#)]