

Review Article

A Review on Recent Development and biological applications of benzothiazole derivatives

Hala Shkyair Lihumis*, Ameer A. Alameri, Rawaa Hefdhhi Zaoli

Department of Chemistry, College of science, University of Babylon, Iraq

ARTICLE INFO

Article history

Submitted: 2022-01-21

Revised: 2022-02-23

Accepted: 2022-03-27

Available online: 2022-05-08

Manuscript ID: PCBR-2202-1214

DOI:

10.22034/pcbr.2022.330703.1214

KEYWORDS

Benzothiazole

Anti-inflammatory

Anti-convulsant

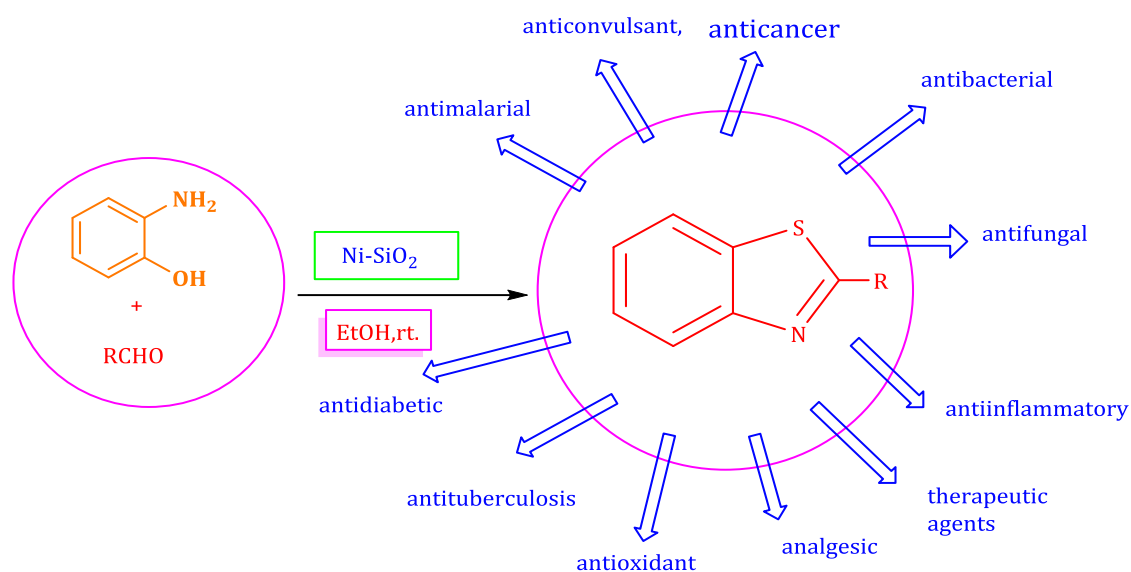
Anticancer

Antitubercular

ABSTRACT

Benzothiazole (BTA) and its derivatives are among the most important heterocyclic compounds, widely found in natural commodities and pharmaceutical drugs. It possesses a large number of pharmacological properties, and many of its analogues have structural diversity, to contribute to the production of new medicinal drugs. BTA derivatives possess a broad spectrum of pharmacological activity. The development of medicinal chemistry containing BTA has been rapid and highly active. BTA chemicals are frequently used in medical care to address a wide variety of illnesses with good results. Current advancements in BTA-based compounds such as anticancer, antibacterial, antifungal, anti-inflammatory, analgesic, antioxidant, anticonvulsant, anti-tuberculosis, antidiabetic, antimalarial, and other therapeutic agents are the focus of this review. New ideas are spurring the development of BTA-containing drugs that are more active, less toxic, and more effective for diagnosing diseases.

GRAPHICAL ABSTRACT



* Corresponding author: Hala Shkyair Lihumis

✉ E-mail: sci.hala.shkair@uobabylon.edu.iq

☎ Tel number: +9647818906212

© 2020 by SPC (Sami Publishing Company)



Introduction

Benzothiazoles are heterocyclic dicyclic compounds consisting of a benzene bonded to a five-membered ring containing nitrogen and sulfur atoms [1]. It possesses a number of biological properties, such as analgesic [2], antiinflammatory [3], antidiabetic [4] and anticancer [5]. Benzothiazoles are found in a number of natural substances found in the sea and on land with beneficial biological properties. Benzothiazole is used to treat several diseases, such as neurological diseases, local cerebral ischemia, central muscle relaxants, and cancer [6]. It is easy to obtain the biological properties as a drug carrier for the development of new benzothiazoles. Benzothiazoles are used in many dyes, such as theoflavin [7]. Figure 2 shows a number of commercially available benzothiazole-containing drugs [8-10], some reviews have recently been published in the literature, finding synthetic and biological methods, synthesis techniques, and biological activities of benzothiazoles [11-14].

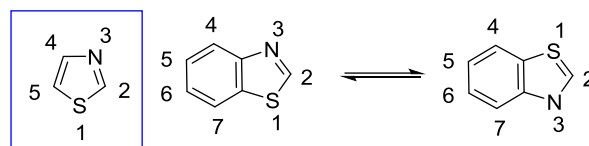


Fig 1. Benzothiazole Tautomerism

BTA is a flavor chemical generated by the fungi *Aspergillus clavatus* and *Polyporus frondosus*, and is found in tea leaves and cranberries. [15]. They are also used as appetite suppressants [16], dye intermediates [17], plant protectors [18], B-amyloid plaque imaging agents [19], and photographic inducers [20]. BTA derivatives are heterocyclic compounds used in several fields of chemistry, in polymer chemistry [21], dyes [22], pharmaceuticals [23], and in silver photography, BTA salts are used as sensitive dyes [24,25]. Benzothiazole is a fungicide [26]. Elastomeric unsaturated polymers of BTA derivatives arise from (lattice) sulfide bonds, and the resulting elastic material is crosslinked (MBT/BTSH) is a rubber accelerator and is used in a number of specialty products, such as tire manufacturing [27].

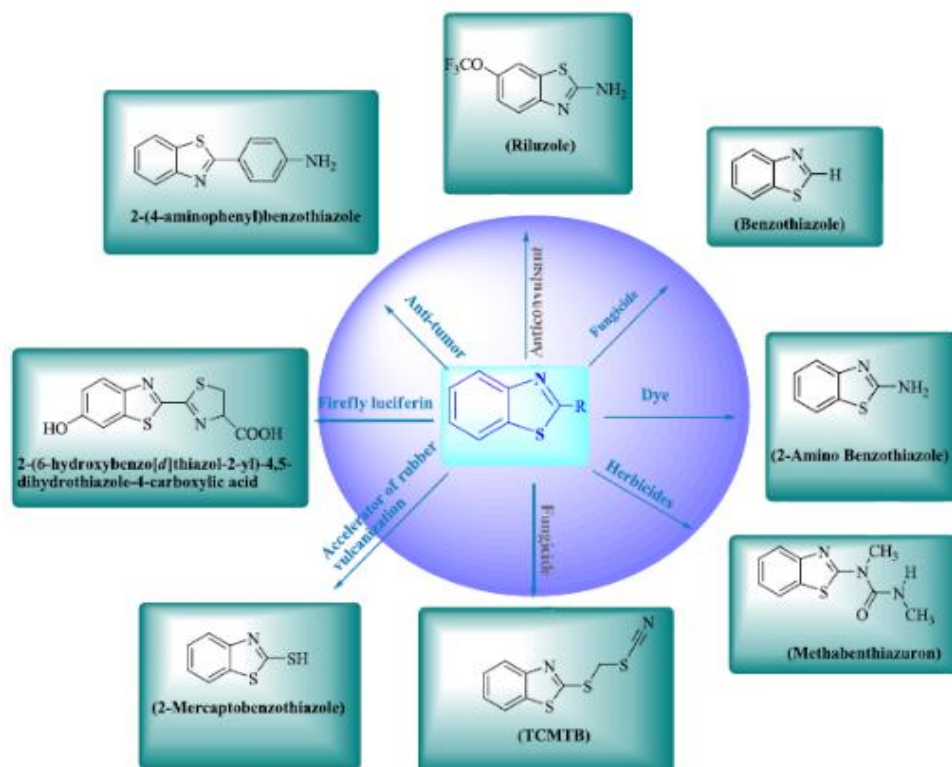


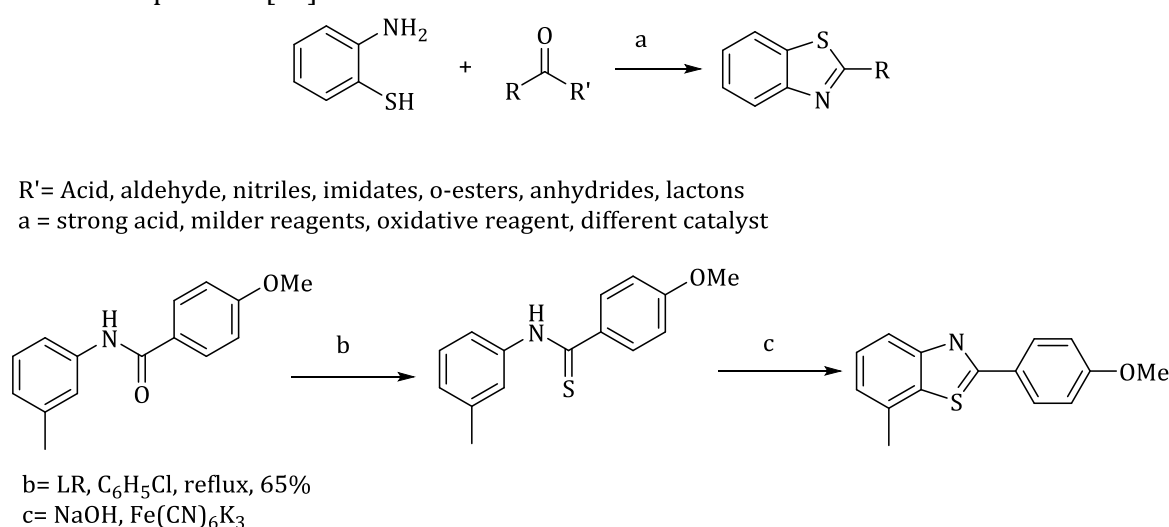
Figure 2. Benzothiazole, a multifunctional nucleus.

Chemistry of benzothiazole

Hoffmann first created and published in 1887 a variety of synthetic methods due to the simple mechanics of the splitting [28]. 2-amino thiophenols condensation reaction with nitriles, aldehydes, carboxylic acids, acylchlorides, oresters to prepared BTA [29]. On the other hand, it is equivalent to such as the rapid oxidation of 2-amino thiophenols with compensators,

Jacobson's prepared BTA from the ring closure of 2-amino thiophenols [30]. Other methods of

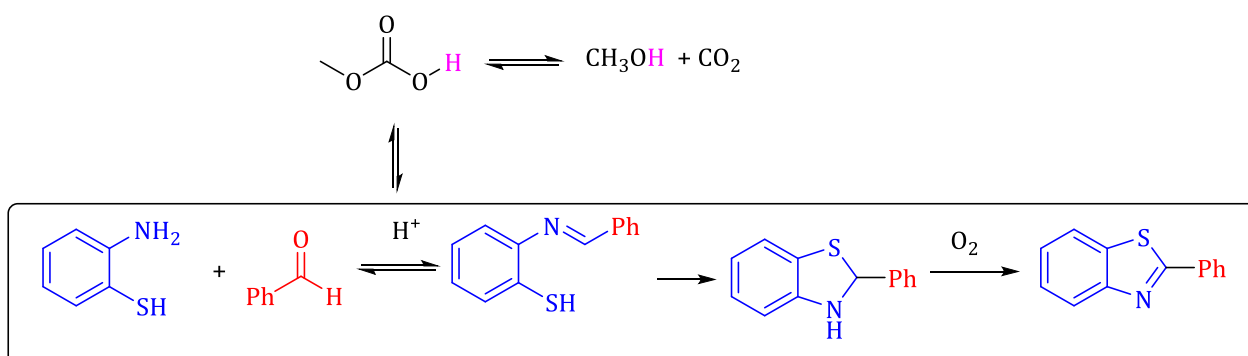
preparing it from the reaction of 2-amino thiophenols with *p*-chlorocinnamaldehydes using a microwave, and BTA is used in several applications such as the formation of biologically active chemicals and more diverse activity Biology, great interest for the synthesis of BTA derivatives such as Grignard arylthiocyanate methods [31]. Using several catalysts PCC [32], nanoceria (CeO₂) [33], boron trifluoride ethers [34], silica-held copper (II) nanoparticles [35] (Scheme 1).



Scheme 1. General synthesis of benzothiazole

Xiao Li *et al.* [36] under minor circumstances, a variety of benzothiazole derivatives were produced via reaction and cyclization of 2-

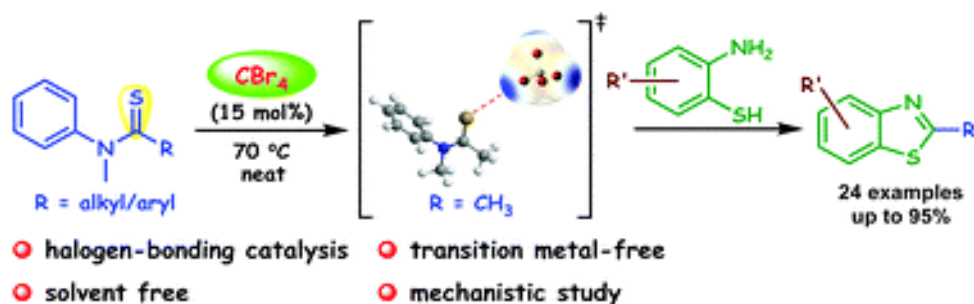
aminthiophenol with aliphatic, heteroaryl, and aryl aldehydes, which was aided by alkyl carbonic acid.



Scheme 2. Synthesis of benzothiazole derivatives

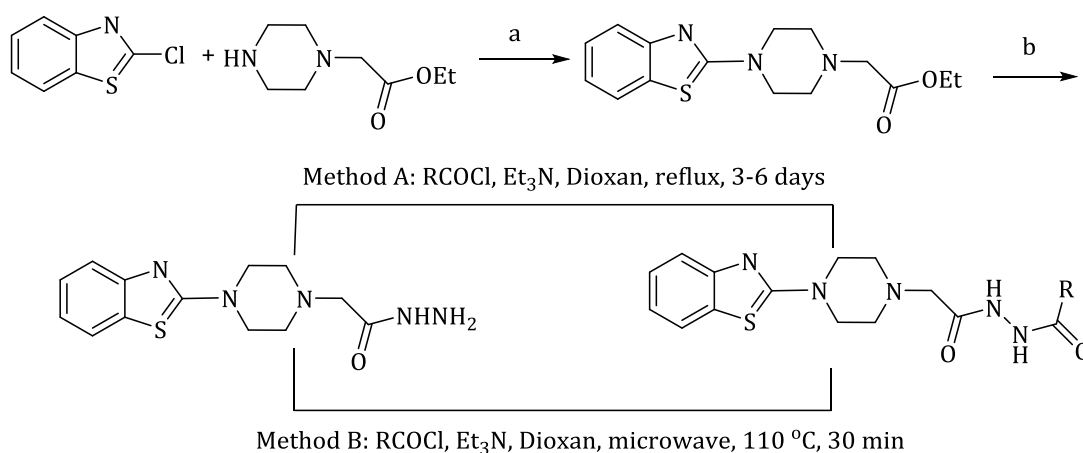
Imran Kazi and Govindasamy Sekar, [37] synthesis of 2-substituted benzothiazole from *N*-methyl thioamides and tetrabromomethane by

CBr₄ as a catalyst, using solvent and metal conditions.



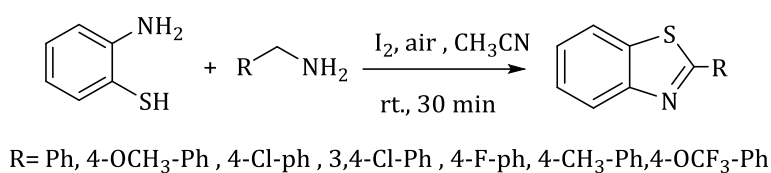
Scheme 3. synthesis of benzothiazole derivatives

Mahmoud Al-Talib *et al.* [38] synthesized of new benzothiazol piperazin derivatives form ethyl 2-(4-(benzothiazol-2-yl)piparezin-1-yl)acetate and hydrazinehydrate.



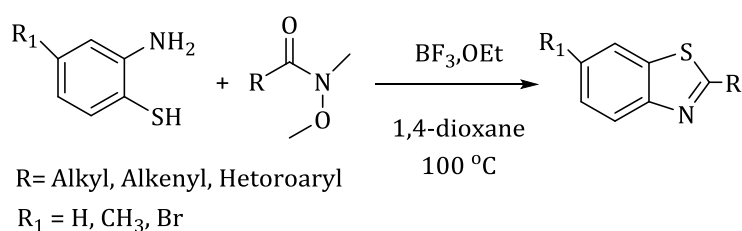
Scheme 4. synthesis of benzothiazole derivatives (a) EtOH , NaHCO_3 , ref., 24 h (b) $\text{NH}_2\text{NH}_2 \cdot \text{H}_2\text{O}$, heat

Narender *et al.*, [39] synthesized of benzothiazole derivatives using iodine from amine and 2-mercaptoaniline at room temperature.



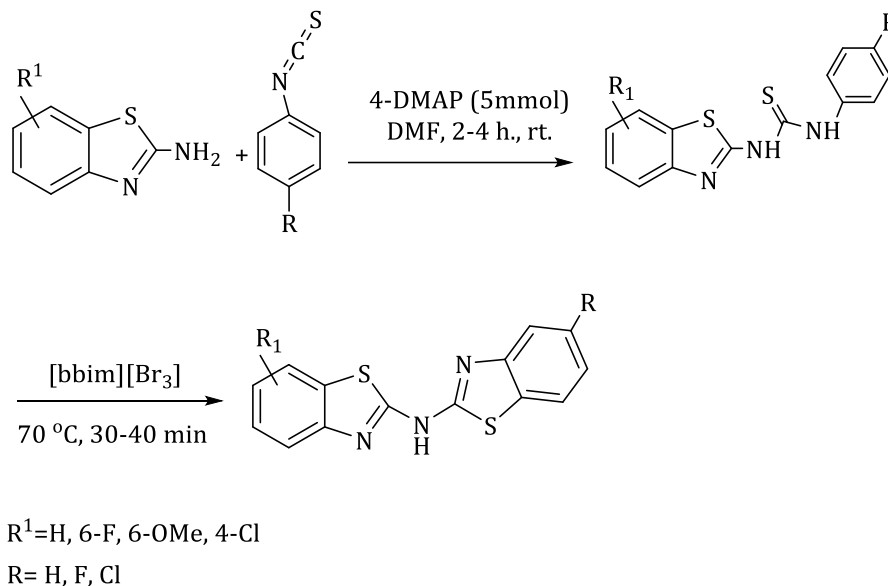
Scheme 5. synthesis of benzothiazole

Sadashiva *et al.* [40] synthesized benzothiazoles via condensation and cyclization of amide with o-aminothiophenol in $\text{BF}_3 \cdot \text{OEt}_2$ in 1,4-dioxane as a solvent at 100°C , yielding 75–94% in 60 min.



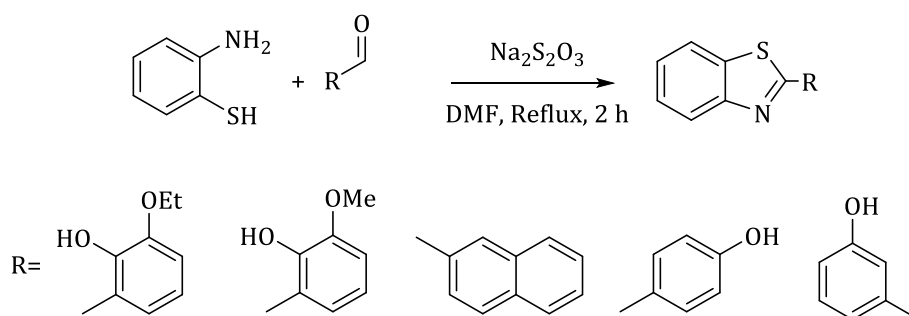
Scheme 6. Synthesis of benzothiazoles

Kumbhare *et al.* [41] Synthesized of benzothiazole by oxidative cyclization of thiourea and phenylisothiocyanate in 4-DMAP in DMF at with [bbim][Br₃] ionic liquid under mild 70 °C.



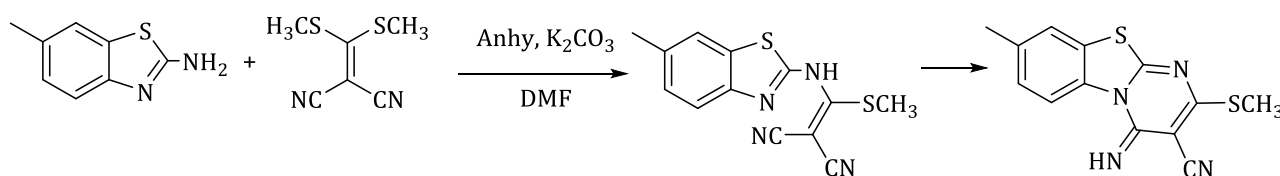
Scheme 7. Synthesis of benzthiazole derivatives

Khan *et al.* [42] synthesis of benzothiazole derivatives from 2-aminthiophenol with aromatic aldehydes in (DMF) and (Na₂S₂O₅) when there is a reflux 2 h., high yield.



Scheme 8. Synthesis of benzothiazoles

Pingle M. S., *et al.* [43] synthesized of 3-cyano-4-amino-2-methylthio-8-methyl-4H-pyrimido[2,1-b],[1,3] benzthiazole from 2-amino-6-methylbenzthiazole and bis (methylthio)methylene malonitrile.



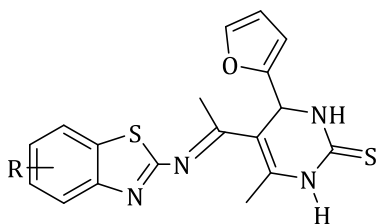
Scheme 9. Synthesis of benzothiazole

Pharmacological actions of BTA

BTA and its analogs are essential pharmacophores and well-known structures in medicinal chemistry, appearing in a variety of clinically useful medicines. As a result, the current review provides a complete summary of current breakthroughs in BTA-based medicinal chemistry, as well as methods and SAR.

BTA as antimicrobial agents

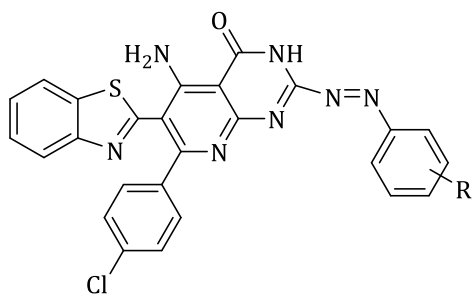
Most of the treatments used as medicines are an antimicrobial agent to prevent the growth and reproduction of bacteria [44]. When used poorly, it leads to the Antibiotic-resistant diseases are becoming more common [45]. Antimicrobial therapy has advanced a lot, Infectious disorders produced by bacteria or fungus, on the other hand, pose a significant threat. Waghmode KT *et al.* [46] produced benzothiazole derivatives and tested antibacterial activity against G+ and G-bacterial. The all compounds have excellent antibacterial activity.



R=H, 4-, 5-, 6- (NO₂), 6-, 4- (CH₃), 6-OC₂H₅

Figure 3. Structure of benzothiazole derivatives

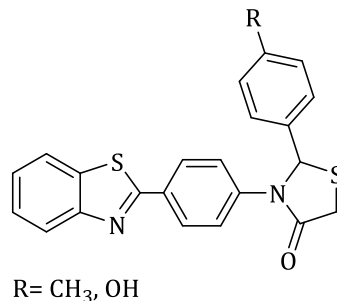
In 2016, Lavanya P *et al.* [47] antibacterial and antifungal activity of benzthiazole pyrimidine derivatives toward *Staph. aureus*, *E. coli*, *K. pneumoniae*, and *Strep.pyogenes* were examined.



R=H, 5-NO₂, 6-, 4- (CH₃)₂, 4-OCH₃

Figure 4. Structure of benzthiazole pyrimidine derivatives

M. Singh *et al.*, [48] identified series of compounds benzthiazolthiazolidin, which has the most active antimicrobial action versus *E. coli* and *Candida albicans* (MIC 1415.6–125 mg/mL)



R= CH₃, OH

Figure 5. Structure of benzthiazolthiazolidin

Bele *et al.* [49] synthesized benzthiazole derivatives and *S. aureus*, *S. pyrogens*, *E. coli*, *P. mirabilis* and *A. fumigatus* microorganisms were examined for antibacterial efficacy.

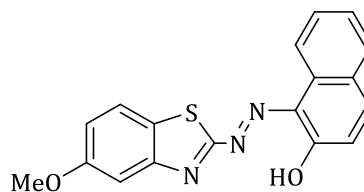
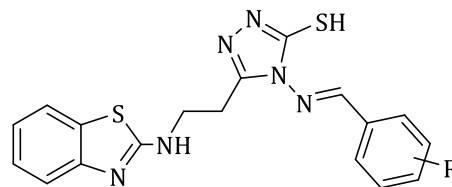


Figure 6. Structure of benzthiazole derivatives

Soni and co-workers [50] synthesized a number 5-[2-(1,3benzthiazol-2-ylamino)ethyl]-4-(arylidinemino)-3-mercapt-(4H)-1,2,4triazoles, were investigated for antibacterial and antifungal activity



R=4-N(CH₃)₂, 3,4-OCH₃

Figure 7. Structure of benzthiazole derivatives

H. Al-Tel *et al.* [51] reported imidaz[2,1-b][1,3]benzothiazoles, show high inhibitory

activity against bacterial and fungal compared with (amoxicilin) and antifungal (fluconzole).

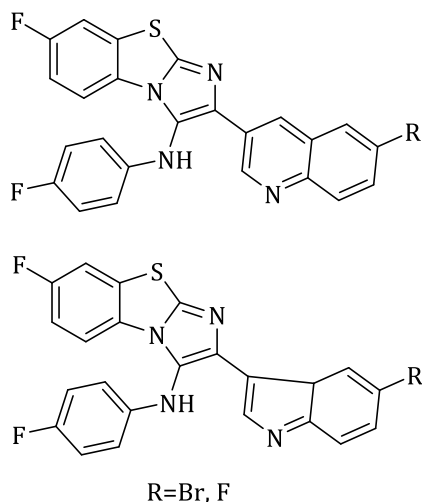


Figure 8. Structure of benzthiazole derivatives

P. K. Sahu et al. [52] identified 4-(4-hydroxyphenyl)-4H-pyrimido-[2,1-b]-[1,3] benzthiazole, show antibacterial agent against (*P. aerug.*, *S. typhi*, *E. coli* and *P. rettgeri*), compared with slandered ciprofloxacin.

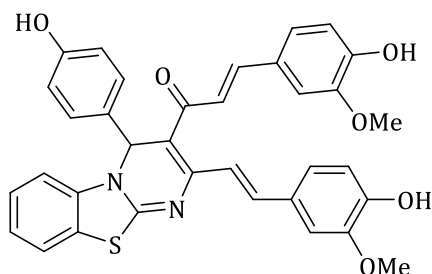


Figure 9. Structure of 4-(4-hydroxyphenyl)-4H-pyrimido-[2,1-b]-[1,3] benzthiazole

H. R. Tomi H. R. et al. [53], study of oxazole and benzothiazole heterocyclic compounds, were detected benzothiazoles in antibacterial assays, most active than oxzole derivatives.

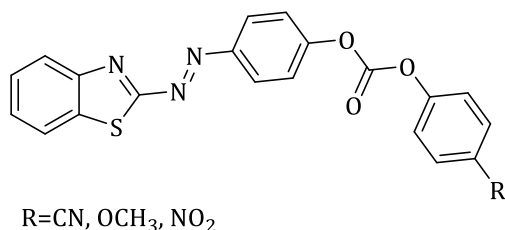


Figure10. Structure of benzthiazole derivatives

BTA as antitubrcular agent

Tubrculosis (TB) is one of the deadly infectious diseases caused by infection Mycobacterium (tubrculosis, bavis and africonum), and it has a great effect on body tissues, such as the lungs, and antibacterial drugs are ineffective because they generate several metabolic directions and drugs leak through the cell wall. Telvekar et al. [62] synthesized new 2-(2(4-arylxybenzylidene)hydrziny)benzthiazoles from 2-hydraznylbenzothiazole and 4-(arylxy) benzldehyde, using amolecular hybrdization technique.

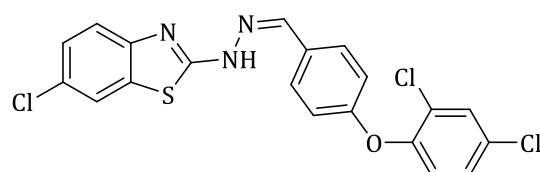


Figure 11. Structure of 2-(2-(4-arylxybenzylidene)hydrziny)benzthiazole

Patel et al. [55] evaluated many derivatives of benzimidazolyl-1,3,4-oxadiazol-2-ylthio- N-phenyl-(benzothiazolyl)acetamides for anti-M. tuberculosis H37Rv activity .

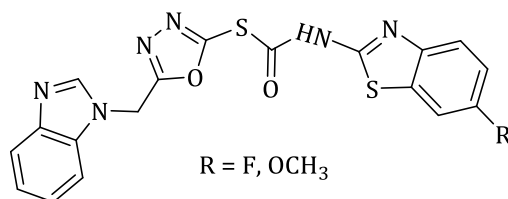


Figure 12. Structure of benzthiazole derivatives

N. Nayeem et al. [56] synthesized chains of benzthiazole derivatives and the chemicals' potential to fight Mycobacterium

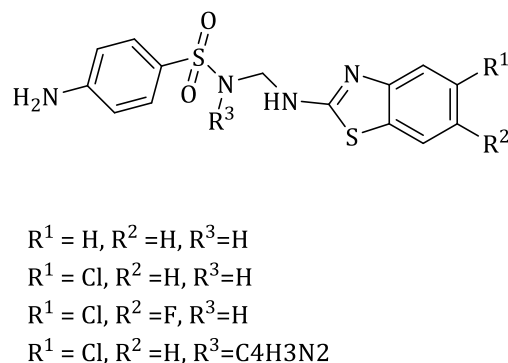


Figure 13. Structure of benzthiazole derivatives

BTA as Anticancer Activity

Cancer is a global health problem that kills millions of people and has great difficulties in medicine, to produce powerful new drugs against tumors from global research efforts.

Eman A. Abd El-Meguid *et al.* [57] synthesized of new 2-aryl benzthiazole from 4-oxothiazolidin-2-

ylidene as well as several amino acids and ester derivatives.

In combination with doxorubicin, the compounds showed cytotoxicity toward cancer cell lines (HepG-2 and MCF-7)

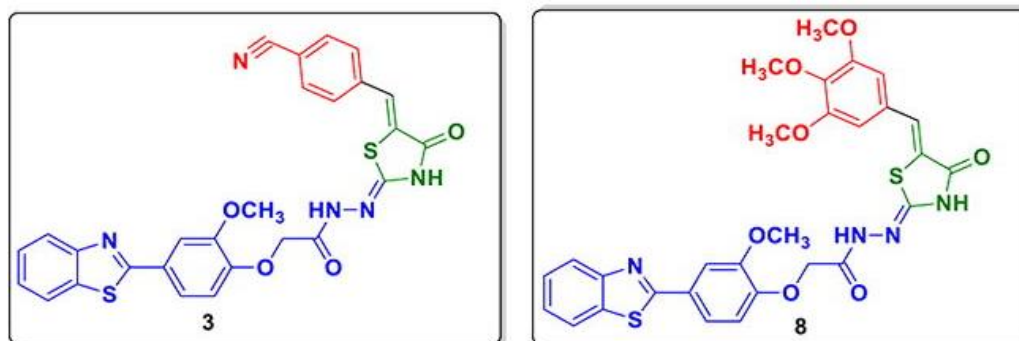


Figure 14. Structure of 2-aryl benzthiazole

Suvarna G Kini and colleagues [58] synthesized two aminobenzothiazoles and tested anticancer action. Show *N*-(6-Cl-1, 3benzthiazole-2-yl)-1-(2,5 dimethoxyphenyl) methanmine has great action.

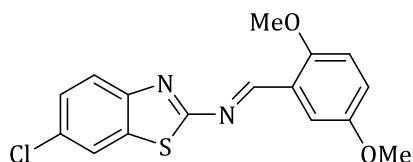


Figure 15. Structure of *N*-(6chlor-1, 3benzthiazole-2-yl)-1-(2,5 dimethoxyphenyl) methanmine

Uremic N et al. [59] the chemicals have excellent anticancer activity and were produced benzthiazole derivatives and assessed anticancer activity versus pancreatic cancer cells.

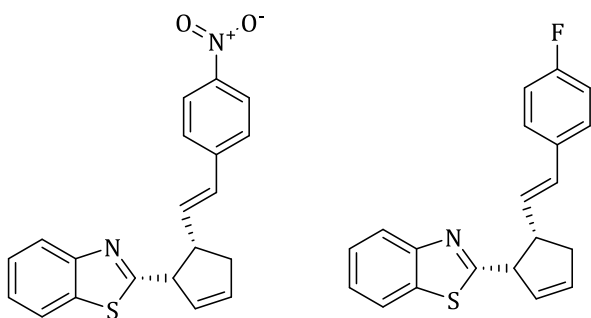


Figure 16. Structure of benzthiazole derivatives

Leal K.Z. *et al.* [60] synthesized of 2-benzthiazole hydrzones derivatives. Anticancer activity was also investigated. The anticancer activity of 2-((2-(benzthiazol-2-yl) hydrzono) methyl) benzen1,4-diol has been demonstrated.

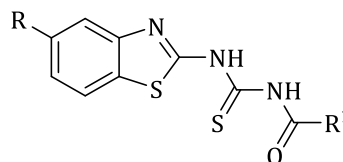


Figure 17. Structure of benzthiazole derivatives

Prabhu *et al.* [61] produced of thiazldinethiazolecarbxylic acid derivatives from thioglyclic acid using benzothiazole Schifs bases, showed the more important activity.

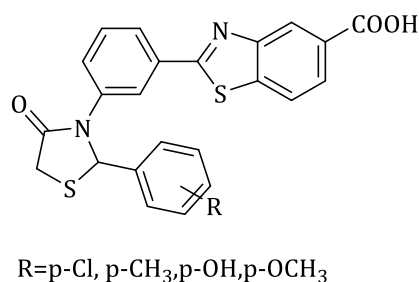


Figure 18. Structure of thiazldinethiazolecarbxylic acid derivatives

Wang *et al.* [62] New benzothiazolethiol compounds were produced and their antiproliferative properties were tested in HepG2 and MCF-7 cells.

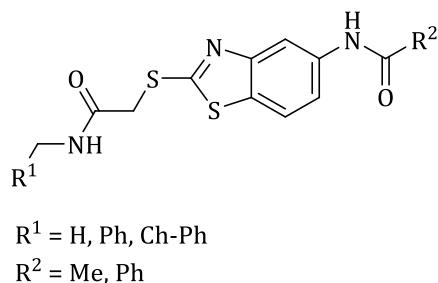


Figure 19. Structure of benzothiazolethiol

Kumbhare *et al.* [63] synthesized benzothiazolyl-thiocarbamides using acatalytic (DMAP) with [bbim][Br₃]. The cytotoxic activity of compounds was tested amousemlnoma cell line and two humen moncytic cell lines (U 937, THP-1).

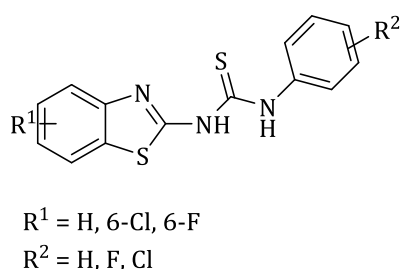
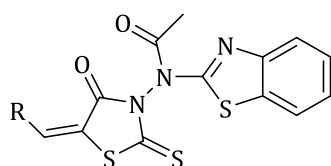


Figure 20. Structure of benzothiazolyl thiocarbamides

Saeed *et al.* [64] synthesized of benzothiazol derivatives from new 4-thiazolidinones with benzothiazole. Antimicrobial and anticancer activities are also tested.



$R = 4\text{-Cl-Ph, 4-dimethylaminophenyl}$

Figure 21. Structure of benzothiazol derivatives

Solomon *et al.* [65] asequence of pyrrolbenzodiazepine with benzthiazole and examined the

antibreast cancer effect cell lines, MDAMB231, MDA-MB468, and MCF7.

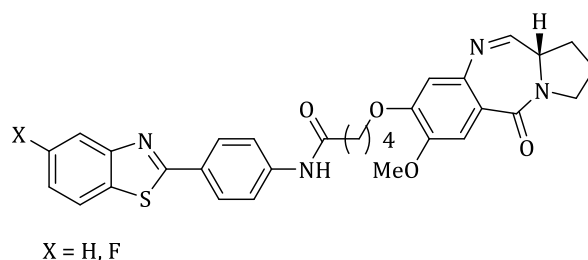


Figure 22. Structure of benzothiazol pyrrol benzodiazepine derivatives

Kamal *et al.* [66] created 2-(3-(4-oxo2-substtuted phenylthiazolidin- 3-yl)benz[d]thizole-6-carboxylic acid derivatives. Anticancer activity was studied in ahumen melanma cell line (A375).

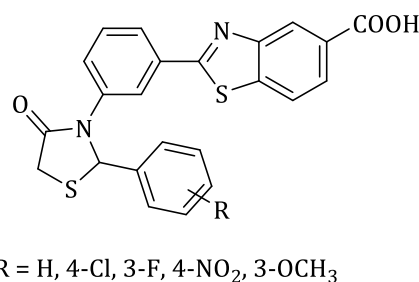


Figure 23. Structure of benzothiazol derivatives

Caputo *et al.* [67] synthesized of benzothiazole derivatives with anarylamide or an arylurea 60 human tumor cell lines were investigated in apreliminary anticancer assay.

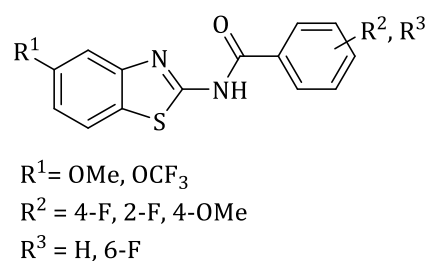
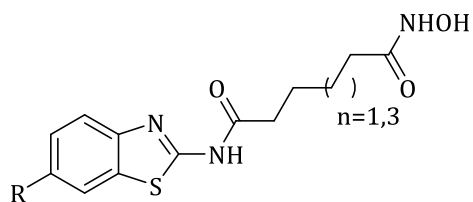


Figure 24. Structure of benzothiazol derivatives

Oanh *et al.* [68] produced benzothiazole contain analogues of SAHA andtarget Histone deacetylase (HDAC) enzymes of classes I and II.



R= H, CH₃, OMe, OEt

Figure 25. Structure of benzothiazol derivatives

BTA as Antimalarial drug benzothiazoles

Malaria is one of the parasitic diseases transmitted bitten by an infected *Anopheles* mosquito everywhere in the globe. To avoid it, it is preferable to use antimalarial drugs in a preventive manner and to be in several groups, and some of these drugs are good and resistant to mosquitoes [69].

Sarkar S et al. [70] synthesized and tested benzothiazole derivatives for antimalarial activity found 4-(2-(benzthiazl-2-yl)hydrazon)metthyl) benzen-1, 2-diol has the more action.

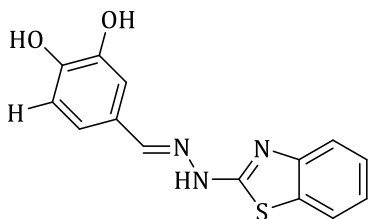


Figure 26. Structure of benzothiazol derivatives

Ongarora *et al.* [71] developed of amodiaquine correspondents of benzothiazoles Plasmodium falciparum W2 and K1 chlorquinresistant isolates were used to assess antiplasmodial activity.

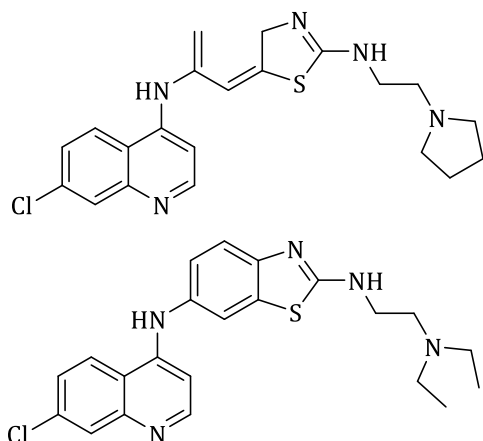


Figure 27. Structure of modiaquine benzothiazol derivatives

Venugopala *et al.* [72] several benzthiazole derivatives were also studied for their mosquito repellent effects against *Anophles* crossed.

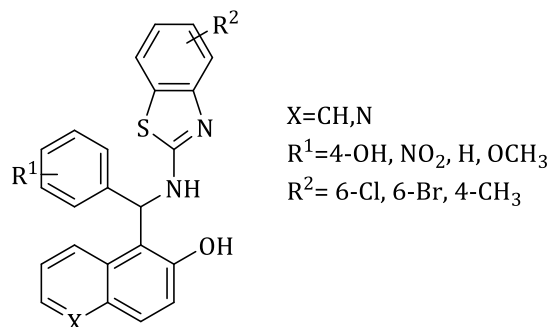


Figure 28. Structure of benzothiazol derivatives

BTA as anti-inflammatory

Manu Kumar *et al.* [73] synthesized benzothiazole berberine derivatives and shown the cytopethic effect (CPE) and sulforhdamine B (SRB) assays, the activity against some influenza virus was determined. In 2015, Sadhasivam G et al. [74] created and evaluated benzothiazole for anti-inflammatory action. It was shown that N-(6-[(4-cyclhexylphenyl)sulfnyl] amino-1, 3-benz thiazl-2-yl) cetamide has more action.

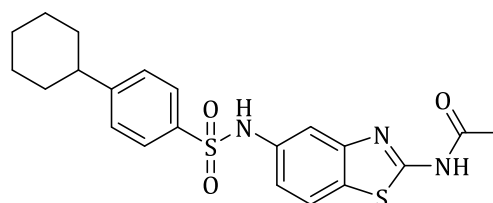


Figure 29. Structure of N-(6-[(4-cyclhexyl phenyl)sulfnyl] amino-1, 3benz thiazl-2-yl) cetamide

In 2013, Kashinath DV *et al.* [75] produced and evaluated pyrimid [2, 1-b] [1, 3] benzthiazole derivatives and show fairly active for antiinflammatory action.

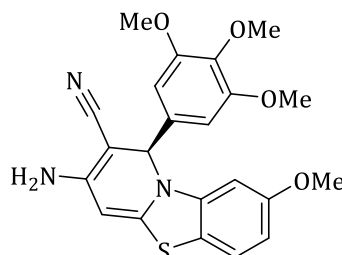


Figure 30. Structure of pyrimid [2, 1-b] [1, 3] benzthiazole

In 2014, Shafi *et al.* [76] synthesized 2-mercaptbenzothiazole and triazole derivatives (COX) activity tests and caragenan induced were used to evaluate antiinflammatory effect of the compound

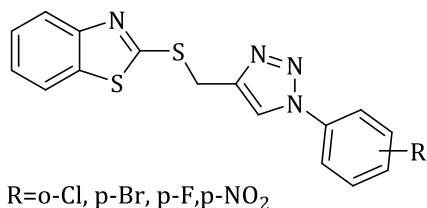


Figure 31. Structure of 2-mercaptbenzothiazole triazole derivatives

Venkatesh P *et al.* [77] prepared 1,3-benzthiazole-2-mine of three compounds, (5-chloro-1, 3-benzthiazole-2-mine), 12b (6-methoxy-1, 3-benzthiazole-2-mine), and (4-methoxy-1, 3-benzthiazole-2-mine), were show more anti-inflammatory active.

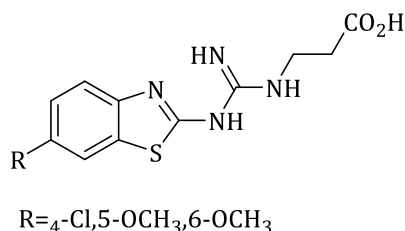


Figure 32. Structure of 1,3-benzthiazole-2-mine

Gurupadayya *et al.* [78] synthesized benzthiazole derivatives azatidin-2ones and thiazline-4ones and investigated them for antiinflammatory activity. Used diclofnac sodium as a common medicine.

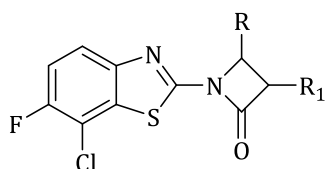


Figure 33. Structure of benzthiazole derivatives

Parmshivappa R *et al.* [79] synthesized of 2-[(2alkoxy-6-pentdcylphenyl) methylthio-1H-benz-imdzoles/benzthiazles from (pentadecyl

salicy-licacid) and tested to inhibit human cycloxygenase enzyme 230.

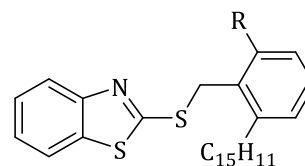


Figure 34. Structure of benzthiazole derivatives

BTA as Anticonvulsant Activity

Raju GN *et al.* [80] synthesized benzothiazole derivative and found below compounds, have good anticonvulsant Activity.

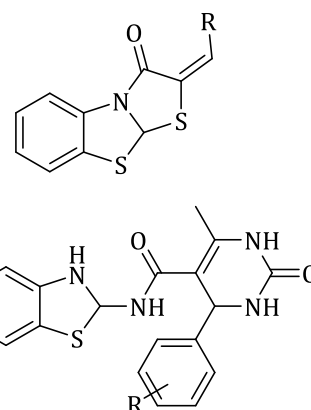


Figure 35. Structure of benzthiazole derivatives

Jin *et al.* [81] synthesized benzthiazole derivatives and discovered Anticonvulsant properties of 2-((1H-triazolyl)thio)-N(3-fluorbenzyl)oxy) benzthiazol-2-yl) acetamide.

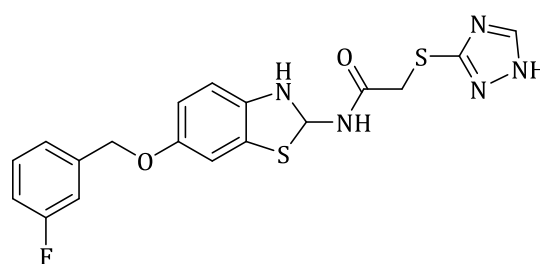


Figure 36. Structure of benzthiazole derivatives

Amnerkar N *et al.* [82] produced a series of N-substituted-2-yl)-4-[(substitutedamino) carbnothiyl] aminobenzene sulfonmides from prop-enemido, and 1acetyl-pyrazline derivatives and have high anticonvulsant action.

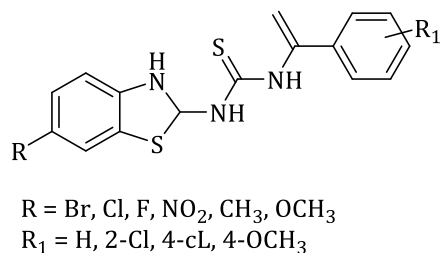


Figure 37. Structure of benzthiazole derivatives

BTA as antioxidant

Ahmed El-Mekabaty *et al.* [83] produced a series of benzothiazole derivatives and found antioxidant action and cytotoxicity against the colon cancer cell line (HCT116).

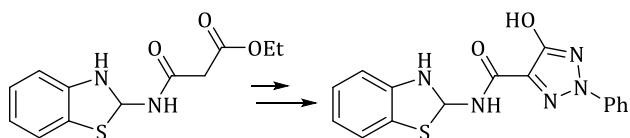


Figure 38. Structure of benzthiazole derivatives

Amin S *et al.* [84] produced benzothiazole derivative and show 4-benzthiazole ethoxyphenol. Antioxidant activity is high.

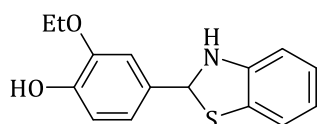


Figure 39: Structure of benzthiazole derivatives

Starcevic K *et al.* [85] synthesized amidinbenzthiazole derivatives and found 6-Amidinium-2-(2, 3, 4-trihydroxyphenyl) benzthiazole chloride have good antioxidant action.

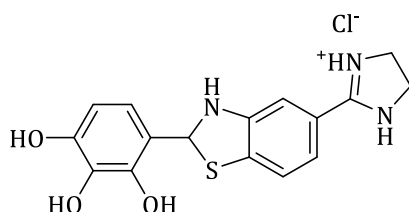


Figure 40. Structure of amidinbenzthiazole derivatives

Rosales-Hernandez MC *et al.* [86] synthesized benzthiazole derivatives, found ((benzthiazol-

ylimin(methyl) methylimino)-2-hydroxybenzoic acid having a higher level of antioxidant activity.

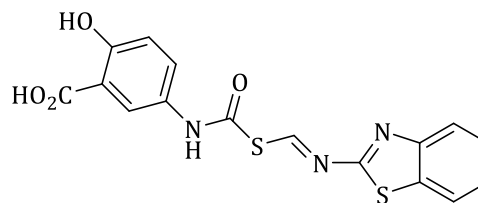


Figure 41. Structure of benzthiazole derivatives

Guzel *et al.* [87] synthesized group of 3H-Spir [benzothiazole-indol]-20(10H)ones and found has more scavenging activities against DPPH and (ABTS+) radicals.

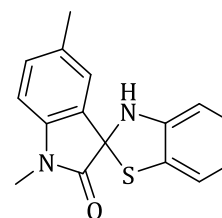


Figure 42. Structure of 3H-Spir [benzothiazole-indol]-20(10H)ones

Cressier D *et al.* [88] synthesized benzothiazoles and thiadiazolderived compounds found 1,5-dimethyl-3H-spir [benz[d]thiazol2,3-indolin]-2-one has a high antioxidant activity.

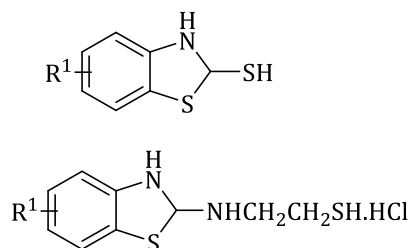


Figure 43. Structure of benzothiazoles derivatives

BTA as antidiabetic Activity

Kumar *et al.* [89] produced 2-((benzthiazole-2-ylthio) methyl)-5- and found that they have more antidiabetic efficacy.

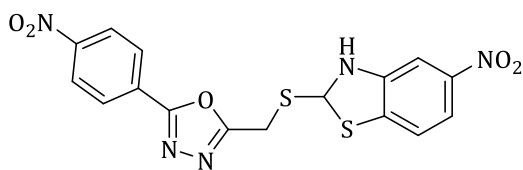


Figure 44. Structure of 2-((benzthiazole-2-ylthio)methyl)-5-nitrobenzothiazole

In 2013, Sasson S *et al.* [90] produced benzothiazole derivatives and tested antidiabetic ability, show 2- (benz[d] thiazol-2-ylmethylthio)-6-ethoxybenz[d]thiazole has moral antidiabetic activity.

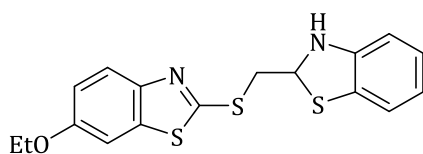


Figure 45. Structure of benzothiazole derivatives

Mariappan G *et al.* [91] synthesized abenzothiazole derivative and show the N-(6-chlorobenzothiazol-2-yl)-2-morpholinocetamide has antidiabetic action.

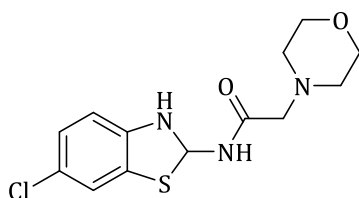


Figure 46. Structure of abenzothiazole derivative

Conclusion

Through the review, we conclude that benzothiazoles are molecules that have several uses and functions with a therapeutic ability in a group of diseases such as cancer, diabetes and others, a diuretic drug (Ethoxolamide), an anti-Parkinson's disease drug (Pramipexole), and a treatment for Alzheimer's disease (Thioflavine), the production of a good drug by conducting a lot of research, and this indicates the existence of successful conditions for the medicinal substance.

Reference

- [1]. Sarkar S., Dwivedi J., Chauhan R., Synthesis of 1-[2(substituted phenyl)-4-oxothiazolidin-3-yl]-3-(6-fluoro-7-chloro-1,3-benzothiazol-2-yl)-ureas as anthelmintic agent. *Journal of Pharmacy Research*, 2013, **7**:439
- [2]. Azam M.A., Dharanya L., Mehta C.C., Sachdeva S., Synthesis and biological evaluation of some novel pyrazolopyrimidines incorporating a benzothiazole ring system. *Acta pharmaceutica*, 2013, **63**:19
- [3]. C. Praveen, A. N. Kumar, P. D. Kumar, D. Muralidharan, P. T. Perumal, Camphor sulfonic acid catalyzed a simple, facile, and general method for the synthesis of 2-arylbenzothiazoles, 2-arylbenzimidazoles, and 3H-spiro[benzo[d]thiazole-2,3'-indolin]-2'-ones at room temperature. *Journal of Chemical Science*, 2012, **124**:609
- [4]. Mariappan G., Prabhat P., Sutharson L., Banerjee J., Patangia U., Nath S., Synthesis and Antidiabetic Evaluation of Benzothiazole Derivatives, *Journal Korean Chemical Society*, 2012, **56**:251
- [5]. Cai J., Sun M., Wu X., Chen J., Wang P., Zong X., Ji M., Design and synthesis of novel 4-benzothiazole amino quinazolines Dasatinib derivatives as potential anti-tumor agents, *European Journal of Medicinal Chemistry*, 2013, **63**:702
- [6]. Choi M.M., Kim E.A., Hahn H.G., Dal Nam K., Yang S.J., Choi S.Y., Kim T.U., Cho S.W., Huh J.W., Protective effect of benzothiazole derivative KHG21834 on amyloid beta-induced neurotoxicity in PC12 cells and cortical and mesencephalic neurons, *Toxicology*, 2007, **239**:156
- [7]. Klunk W.E., Wang Y., Huang G.F., Debnath M.L., Holt D.P., Shao L., Hamilton R.L., Ikonovic M.D., DeKosky S.T., Mathis C.A., The binding of 2-(4'-methylaminophenyl) benzothiazole to postmortem brain homogenates is dominated by the amyloid component, *Journal of Neuroscience*, 2003, **23**:2086
- [8]. Pittenger C., Coric V., Banasr M., Bloch M., Krystal J.H. Sanacora G., Riluzole in the treatment of mood and anxiety disorders, *CNS Drugs*, 2008, **22**:761

- [9]. Giles M.E., Thomson C., Eyley S.C., Cole A.J., Goodwin C.J., Hurved P.A., Morlin A.J., Tornos J., Atkinson S., Just C. Dean J.C., Nowoczesne techniki reakcyjne w chemii medycznej, dr hab. inż. Mariola Koszytkowska-Stawińska, ZChOrg WChem PW, *Org. Proc. Res. Dev*, 2004, **8**:628
- [10]. Sporn J., Ghaemi S.N., Sambur M.R., Rankin M.A., Recht J., Sachs G.S., Rosenbaum J.F., Fava M., Pramipexole augmentation in the treatment of unipolar and bipolar depression: retrospective chart review. *Ann. Clin. Psychiatry*, 2000, **12**:137
- [11]. Gill R.K., Rawal R.K. Bariwal J., Recent Advances in the Chemistry and Biology of Benzothiazoles. *Arch Pharm Chem. Life Sci*, 2015, **348**:1
- [12]. Henary M., Paranjpe S., Owens E.A., Substituted benzothiazoles: synthesis and medicinal characteristics, *Heterocyclic Communications*, 2013, **19**:89
- [13]. Yadav P.S., Devprakash D., Senthilkumar G.P., Benzothiazole different method of synthesis and diverse biological activities, *International Journal of Pharmacy Science Drug Research*, 2011, **3**:01
- [14]. Xie X., Yan Y., Zhu N., Liu G., Highly transparent paper with tunable haze for green electronics, *European Journal of Medicinal Chemistry*, 2014, **76**:67
- [15]. Gunawardana G.P., Kohmoto S., Gunasekera S.P., McConnell O.J., Koehn F.E., Dercitine, a new biologically active acridine alkaloid from a deep water marine sponge, *Dercitus sp*, *J. Am. Chem. Soc*, 1988, **110**:4856
- [16]. Rana A., Siddiqui N., Khan S.A., Haque S.E., Bhat M.A., N-[(6-substituted-1, 3-benzothiazole-2-yl) amino]carbonothioyl]-2/4-substituted benzamides: synthesis and pharmacological evaluation, *European Journal of Medicinal Chemistry*, 2008, **43**:1114
- [17]. Razus A.C., Birzan L., Surugiu N.M., Corbu A.C., Chiraleu F., Syntheses of azulen-1-yl-benzothiazol-2-yl azazenes, *Dyes Pigments*, 2007, **74**:26
- [18]. Racanè L., Tralić-Kulenović V., Boykin D.W., Karminski-Zamola G., Synthesis of New Cyano-Substituted bis-Benzothiazolyl Arylthiophenes and Arylthiophenes, *Molecules*, 2003, **8**:342
- [19]. Gan C., Zhou L., Zhao Z., Wang H., Benzothiazole Schiff-bases as potential imaging agents for b-amyloid plaques in Alzheimer's disease, *Medicinal and Chemical Research*, 2013, **22**:4069
- [20]. Parton R.L., Stegman D.A., Williams K.W., Chand V.L., Benzothiazole, benzoselenazole or benzooxazole sensitizers for photographic films, 1995,61-81, US5516628 A
- [21]. Cao Z., Qiu F., Wang Q., Cao G., Zhuang L., Shen Q., Xu X., Wang J., Chen Q., Yang D., Synthesis of azo benzothiazole polymer and its application of 1-2 Y-branched and 2-MacheZehnder interferometer switch, *Optik-Int J.Light Elec. Opt*, 2013, **124**:4036
- [22]. Okoh O.A., Bisby R.H., Lawrence C.L., Rolph C.E., Smith R.B., Promising nearinfrared non-targeted probes: benzothiazole heptamethine cyanine dyes, *Journal of Sulphur Chemistry*, 2014, **35**:42
- [23]. Kumar A., MishraA.K., Advancement in Pharmacological Activities of Benzothiazole and its Derivatives: An Up to Date Review, *Mini Reviews in Medicinal Chemistry*, 2021, **21**:314
- [24]. S. Rangappa Keri, Mahadeo Patil, A comprehensive review in current developments of benzothiazole-based molecules in medicinal chemistry. *European Journal of Medicinal Chemistry*, 2015, **89**:207
- [25] Seo K.W., Park M., Kim J.G., Kim T.W., Kim H.J., Effects of benzothiazole on the xenobiotic metabolizing enzymes and metabolism of acetaminophen, *Journal of applied toxicology : JAT*, 2000, **20**:427
- [26]. Reemtsma T., Fiehn O., Kalnowski G., Jekel M., Microbial transformations and biological effects of fungicide-derived benzothiazoles determined in industrial waste water, *Environ. Sci. Technol*, 1995, **29**:478e485
- [27]. Reemtsma T., Determination of 2-substituted benzothiazoles of industrial use from water by liquid chromatography/electrospray ionization tandem mass spectrometry, *Rapid communications in mass spectrometry: RCM*, 2000, **14**:1612e1618
- [28]. Fan X., He Y., Wang Y., Xue Z., Zhang X., Wang J., A novel and practical synthesis of 2-

- benzoylbenzothiazoles and 2-benzylbenzothiazoles, *Tetrahedron letters*, 2011, **52**:899
- [29]. Seijas J.A., Vázquez-Tato M.P., Carballido-Reboredo M.R., Crecente-Campo J., Romar-Lopez L., Lawesson's reagent and microwaves: a new efficient access to benzoxazoles and benzothiazoles from carboxylic acids under solvent-free conditions, *Synlett : accounts and rapid communications in synthetic organic chemistry*, 2007, **31**:313
- [30]. Gorepatil P.B., Mane Y.D., Ingle V.S., A simple, green, and efficient method enables the synthesis of benzoxazoles and benzothiazoles from o-amino(thio)phenols and aldehydes using samarium triflate as a reusable acid catalyst under mild reaction conditions in aqueous medium, *Synlett*, 2013, **24**:2241
- [31]. Subhas Bose D., Idrees M., Metal-free cascade intramolecular S-arylation: regioselective synthesis of substituted benzothiazoles, *The Journal of organic chemistry*, 2011, **76**:7630
- [32]. Praveen C., Kumar K.H., Muralidharan D., Perumal P.T., Oxidative cyclization of thiophenolic and phenolic Schiff's bases promoted by PCC. A new oxidant for 2-substituted benzothiazoles and benzoxazoles, *Tetrahedron*, 2008, **64**:2369
- [33] Shelkar R., Sarode S., Nagarkar J., Nano ceria catalyzed synthesis of substituted benzimidazole, benzothiazole, and benzoxazole in aqueous media, *Tetrahedron Letters*, 2013, **54**:6986
- [34]. Bommegowda Y.K., Lingaraju G.S., Thamas S., Kumar K.S.V., Kumara C.S.P., Rangappa K.S., Sadashiva M.P., Weinreb amide as an efficient reagent in the one pot synthesis of benzimidazoles and benzothiazoles, *Tetrahedron Letters*, 2013, **54**:2693
- [35]. Inamdar S.M., More V.K., Mandal S.K., CuO nano-particles supported on silica, a new catalyst for facile synthesis of benzimidazoles, benzothiazoles and benzoxazoles, *Tetrahedron Letters*, 2013, **54**:579
- [36]. Xiao L., Qi M., Rong W., Limin X., Hailong H., Limin H., Synthesis of benzothiazole from 2-aminothiophenol and benzaldehyde catalyzed by alkyl carbonic acid, Phosphorus, Sulfur, and Silicon and the Related Elements, 2022, **2**:03
- [37]. Kazi I., Sekar G., An efficient synthesis of benzothiazole using tetrabromomethane as a halogen and donor catalyst, *Organic & biomolecular chemistry*, 2019, **17**:9743
- [38]. Al-Talib M., Al-Soud Y.A., Abussaud M., Khshashneh S., Synthesis and biological evaluation of new benzothiazoles as antimicrobial agents, *Arabian Journal of Chemistry*, 2016, **9**:926
- [39]. Naresh G., Kant R., Narender T., Molecular Iodine Promoted Divergent Synthesis of Benzimidazoles, Benzothiazoles, and 2-Benzyl-3-phenyl-3, 4-dihydro-2H-benzo[e] [1, 2, 4]thiadiazines, *The Journal of organic chemistry*, 2014, **79**:3821
- [40]. Bommegowda Y.K., Lingaraju G.S., Thamas S., Kumar K.S.V., Kumara C.S.P., Rangappa K.S., Sadashiva M.P., Weinreb amide as an efficient reagent in the one pot synthesis of benzimidazoles and benzothiazoles, *Tetrahedron Letters*, 2013, **54**:2693
- [41]. Kumbhare R.M., Dadmal T., Kosurkar U., Sridhar V. Rao J.V., Synthesis and cytotoxic evaluation of thiourea and N-bis-benzothiazole derivatives: a novel class of cytotoxic agents, *Bioorganic & medicinal chemistry letters*, 2012, **22**:453
- [42] Khan K.M., Rahim F., Halim S.A., Taha M., Khan M., Perveen S., Choudhary, *Bioorganic & medicinal chemistry*, 2011, **19**:4286
- [43] Pingle M.S., Vartale S.P., Bhosale V.N., Kuberkar S.V., A Convenient Synthesis of 3-cyano-4-imino-2-methylthio-4H-pyrimido [2.1-b] [1, 3]benzothiazole and its reactions with selected nucleophiles; *ARKIVOC* (2006) (X) 190
- [44] Bele D.S., Kothari H., Singhvi I., Synthesis and antimicrobial activity of some benzothiazole derivatives. *Inter. J. Pharm. and Chem. Sci.*, 2012, **1**:1238
- [45] Nogrady T., Weaver D.F., *Medicinal Chemistry: A Molecular and Biochemical Approach*, 2005, 559
- [46]. Shinde P.K., Waghmode K.T., Synthesis, characterization and antibacterial activity of substituted benzothiazole derivatives,

International Journal of Scientific and Research Publications, 2017, **7**:365

[47]. Maddila S., Gorle S., Seshadri N., Lavanya P., Jonnalagadda S.B., Synthesis, antibacterial and antifungal activity of novel benzothiazole pyrimidine derivatives, *Arabian Journal of Chemistry*, 2016, **9**:681

[48] Singh M., Gangwar M., Nath G., Singh S.K., DNA cleavage and antimicrobial activity of 4-thiazolidinones-benzothiazole conjugates, *Indian journal of experimental biology*, 2014, **52**:1062

[49]. Bele D.S., Kothari H., Singhvi I., Synthesis and antimicrobial activity of some benzothiazole derivatives, *International Journal of Pharmaceutical and Chemical Sciences*, 2012, **1**:1238

[50]. B. Soni, M. S. Ranawat, R. Sharma, A. Bhandari, S.Sharma, Synthesis and evaluation of some new benzothiazole derivatives as potential antimicrobial agents, *European journal of medicinal chemistry*, 2010, **45**:2938

[51]. Al-Tel T.H., Al-Qawasmeh R.A., Zaarour R., synthesis and in vitro antimicrobial evaluation of novel Imidazo[1,2-a]pyridine and imidazo[2,1-b][1,3]benzothiazole motifs, *European journal of medicinal chemistry*, 2011, **46**:1874

[52] Sahu P.K., Sahu P.K., Gupta S.K., Thavaselvam D., Agarwal D.D., Synthesis and evaluation of antimicrobial activity of 4H-pyrimido[2,1-b]benzothiazole, pyrazole and benzyldiene derivatives of curcumin , *European journal of medicinal chemistry*, 2012, **54**:366

[53]. Tomi I.H., Tomma J.H., Al-Daraji A.H., Al-Dujaili A.H., Synthesis, characterization and comparative study the microbial activity of some heterocyclic compounds containing oxazole and benzothiazole moieties, *Journal of Saudi Chemical Society*, 2015, **19**:392

[54]. Telvekar V.N., Bairwa V.K., Satardekar K., Bellubi A., Novel 2-(2-(4-aryloxybenzylidene)hydrazinyl)benzothiazole derivatives as anti-tubercular agents, *Bioorganic & medicinal chemistry letters*, 2012, **22**:649

[55]. Patel R.V., Patel P.K., Kumari P., Rajani D.P., Chikhalia K.H., Synthesis of benzimidazolyl-1,3,4-oxadiazol-2ylthio-N-phenyl (benzothiazolyl) acetamides as antibacterial, antifungal and

antituberculosis agents, *European journal of medicinal chemistry*, 2012, **53**:41

[56]. Manjula P.S., Sarojini B.K., Narayana B., Raj C.D., Synthesis of Mannich base of 2-(morpholin-4-ylmethyl) isoindole-1,3-dione, *Der Pharma Chemica*, 2012, **4**:1277

[57]. Eman A.Abd El-Meguid Eman M.Mohi El-Deen, Gaber O.Moustafa Hanem M.Awad, Eman S.Nossier, Synthesis, anticancer evaluation and molecular docking of new benzothiazole scaffolds targeting FGFR-1, *Bioorganic Chemistry*, 2022, **119**:105504

[58]. Saipriya D., Prakash A., Kini S.G., Bhatt G.V., Pai K.S.R., Biswas S., Shameer K.M., Design, synthesis, the antioxidant and anticancer activity of novel Schiff's bases of 2-amino benzothiazole. *Indian Journal of Pharmaceutical Education and Research*, 2018, **52**:S333

[59]. Uremis N., Uremis M.M., Tolun F.I., Ceylan M., Doganer A., Kurt A.H., Synthesis of 2-substituted benzothiazole derivatives and their in-vitro anticancer effects and antioxidant activities against pancreatic cancer cells. *Anticancer Research*, 2017, **37**:6381

[60]. Lindgren E.B., De Brito M.A., Thatyana R.A., Vasconcelos de Moraes M.O., Montenegro R.C., Yoneda J.D. KAZ Leal., Synthesis and anticancer activity of (E)-2-benzothiazole hydrazones, *European Journal of Medicinal Chemistry*, 2016, **86**: 12

[61]. Prabhu P.P., Panneerselvam T., Shastry C.S., Sivakumar A., Pande S.S., Synthesis and anticancer evaluation of 2-phenyl thiazolidinone substituted 2-phenyl benzothiazole-6-carboxylic acid derivatives, *Journal of Saudi Chemical Society*, 2012, **19**:181

[62]. Wang Z., Shi X.H., Wang J., Zhou T., Xu Y.Z., Huang T.T., Li Y.F., Zhao Y.L., Yang L., Yang S.Y., Yu L.T., Synthesis, structure-activityrelationships and preliminary antitumor evaluation of benzothiazole-2-thiol derivatives as novel apoptosis inducers, *Bioorganic and Medicinal Chemistry Letters*, 2011, **21**:1097

[63]. Kumbhare R.M., Dadmal T., Kosurkar U., Sridhar V., Rao J.V., Synthesis and cytotoxic evaluation of thiourea and Nbis-benzothiazole derivatives: a novel class of cytotoxic agents,

Bioorganic and Medicinal Chemistry Letters, 2012, **22**:453

[64]. Saeed S., Rashid N., Jones P.G., Ali M., Hussain R., Synthesis, characterization and biological evaluation of somethiourea derivatives bearing benzothiazole moiety as potential antimicrobial and anticancer agents, *European Journal of Medicinal Chemistry*, 2010, **45**:1323

[65] V Solomon V.R., Hu C., Lee H., Hybrid pharmacophore design and synthesis of isatin-benzothiazole analogs for their anti-breast cancer activity, *Bioorganic and Medicinal Chemistry Letters*, 2009, **17**:7585

[66]. Kamal A., Reddy K.S., Khan M.N.A., Shetti R.V., Ramaiah M.J., Pushpavalli S.N.C.V.L., Srinivas C., Pal-Bhadra M., Chourasia M., Sastry G.N., Juvekar A., Synthesis, DNA binding ability and anticancer activity of benzothiazole/benzoxazole-pyrrolo[2,1c][1,4]benzodiazepine conjugates, *Bioorganic and Medicinal Chemistry*, 2010, **18**:4747

[67]. Caputo R., Calabrò M.L., Micale N., Schimmer A.D., Ali M., Zappalà M., Grasso S., Synthesis of benzothiazole derivatives and their biological evaluation as anticancer agents, *Medicinal Chemistry Research*, 2012, **21**:2644

[68]. Oanh D.T.K., Van Hai H., Park S.H., Kim H.J., Han B.W., Kim H.S., Hong J.T., Han S.B., Nam N.H., Benzothiazole-containing hydroxamic acids as histone deacetylase inhibitors and antitumor agents, *Bioorganic and Medicinal Chemistry Letters*, 2011, **21**:7509

[69]. Dondorp A.M., Yeung S., White L., Nguon C., Day N.P., Socheat, D., Von Seidlein L., *Nature Reviews Microbiology*, 2010, **8**:272

[70]. Sarkar S., Siddiqui A.A., Saha S.J., De R., Mazumder S., Banerjee C., Iqbal M.S., Nag S., Adhikari S., Bandyopadhyay U., Antimalarial activity of small-molecule benzothiazole hydrazones, *Antimicrobial Agents and Chemotherapy*, 2016, **60**:4217

[71]. Ajani O.O., Aderohunmu D.V., Ikpo C.O., Adedapo A.E., Olanrewaju I.O., Functionalized Benzimidazole Scaffolds: Privileged Heterocycle for Drug Design in Therapeutic Medicine,

Bioorganic & medicinal chemistry letters, 2012, **22**:5046

[72]. Venugopala K.N., Krishnappa M., Nayak S.K., Subrahmanya B.K., Vaderapura J.P., Chalannavar R.K., Gleiser R.M., Odhav B., Synthesis and antimosquito properties of 2,6-substituted benzo[d]thiazole and 2,4-substituted benzo[d]thiazole analogues against *Anopheles arabiensis*, *European journal of medicinal chemistry*, 2013, **65**:295

[73]. Kumar M., Chung S.M., Enkhtaivan G., Patel R.V., Shin H.S., Mistry B.M., Molecular Docking Studies and Biological Evaluation of Berberine-Benzothiazole Derivatives as an Anti-Influenza Agent via Blocking of Neuraminidase, *Int J Mol Sci*, 27(2021)22(5):2368

[74]. Sadhasivam G., Kulanthai K., Synthesis, characterization, and evaluation of anti-inflammatory and anti-diabetic activity of new benzothiazole derivatives, *Journal of Chemical and Pharmaceutical Research*, 2015, **7**:425

[75]. Verma A.K., Martin A., Singh Sr A.K., Synthesis, Characterization and evaluation of Anti-inflammatory and Analgesic activity of Benzothiazole derivatives, *Indian Journal of Pharmaceutical and Biological Research (IJPBR)*, 2014, **2**:84

[76]. Mir F., Shafi S., Zaman M.S., Kalia N.P., Rajput V.S., Mulakayala C., Mulakayala N., Khan I.A., Alam M.S., Sulfur rich 2-mercaptobenzothiazole and 1,2,3-triazole conjugates as novel antitubercular agents, *European Journal of Medicinal Chemistry*, 2014, **76**:274

[77]. Venkatesh P., Pandeya S.N., Synthesis, characterization and anti-inflammatory activity of some 2-amino benzothiazole derivatives, *International journal of chemtech research*, 2009, **1**:1355

[78]. Gurupadayya B.M., Gopal M., Padmashali B., Manohara Y.N., Synthesis and pharmacological evaluation of azatidin-2-ones and thiazolidine-4-ones encompassing benzothiazole, *Indian journal of pharmaceutical sciences*, 2008, **70**:572

[79]. Paramashivappa R., Kumar P.P., Rao P.S., Rao A.S., Design synthesis and biological

evaluation of benzimidazole/benzothiazole and benzoxazole derivatives as cyclooxygenase inhibitors, *Bioorganic & medicinal chemistry letters*, 2003, **13**:657

[80]. Raju G.N., Nadendla R.R., Synthesis and anticonvulsant activity of newer benzothiazole derivatives, *World, Journal of Pharmacy and Pharmaceutical Sciences*, 2017, **6**:1701

[81]. Liu D.C., Zhang H.J., Jin C.M., Quan Z.S., Synthesis and biological evaluation of novel benzothiazole derivatives as potential anticonvulsant agents, *Mole*, 2016, **21**:164

[82]. Amnerkar N.D., Bhongade B.A., Bhusari K.P., Synthesis and biological evaluation of some 4-(6-substituted-1,3-benzothiazol-2-yl)amino-1, 3-thiazole-2-amines and their Schiff bases. *Arabian Journal of Chemistry*, 2015, **8**:545

[83]. El-Mekabaty A., Sofan M.A., Hasel A.M., Said S.B., Concise Synthesis of Some New Benzothiazole-Based Heterocycles as Probable Anticancer and Antioxidant Agents, *European Journal of Organic Chemistry*, 2021, **6**:2569 [84]. S. Amin and A.Parle: Synthesis, characterization and antioxidant activity of 2-aryl benzothiazole derivatives. *International Journal of Current Pharmaceutical Research*, 2018, **10**:3

[85]. Racané L., Cindrić M., Perin N., Roškarić P., Starčević, K., Mašek T., Maurić M., Dogan, J., Karminski-Zamola G., Synthesis and antioxidative potency of novel amidino substituted benzimidazole and benzothiazole derivatives, *Croatica Chemica Acta*, 2017, **90**:187

[86]. Cabrera-Pérez L.C., Padilla-Martínez I.I., Cruz A., Mendieta-Wejebe J.E., Tamay-Cach F.,

Rosales-Hernández M.C., Evaluation of a new benzothiazole derivativewith antioxidant activity in the initial phase of acetaminophen toxicity, *Arabian Journal of Chemistry*, 12(2016) 8: 1-12

[87]. Karalı N., Güzel Ö., Özsoy N., Özbey S., Salman A., Synthesis of new spiroindolinones incorporating a benzothiazole moiety as antioxidant agents, *European journal of medicinal chemistry*, 2010, **45**:1068

[88]. Cressier D., Prouillac C., Hernandez P., Amourette C., Diserbo M., Lion C., Rima G., Synthesis, antioxidant properties and radioprotective effects of new benzothiazoles and thiadiazoles. *Bioorganic and Medicinal Chemistry*, 2009, **17**:5275

[89]. Kumar S., Rathore D.S., Garg G., Khatri K., Saxena R., Sahu S.K., Synthesis and evaluation of some 2-((benzo thiazol-2-ylthio) methyl)-5-phenyl-1, 3, 4-oxadiazole derivatives as antidiabetic agents, *Asian Pacific Journal of Health Sciences*, 2016, **3**:65

[90]. Meltzer-Mats E., Babai-Shani G., Pasternak L., Uritsky N., Getter T., Viskind O., Eckel J., Cerasi E., Senderowitz H., Sasson S., Gruzman A., Synthesis and mechanism of hypoglycemic activity of benzothiazole derivatives, *Journal of Medicinal Chemistry*, 2013, **56**:5335

[91]. Mariappan G., Prabhat P., Sutharson L., Banerjee J., Patangia U., Nath S., Synthesis and antidiabetic evaluation of benzothiazole derivatives, *Journal of the Korean Chemical Society*, 2012, **56**:251

HOW TO CITE THIS ARTICLE

Hala Shkyair Lihumis, Ameer A.Alameri, Rawaa Hefdhi zaooli, A Review on Recent Development and biological applications of benzothiazole derivatives, Prog. Chem. Biochem. Res, 5(1) (2022) 147-164.

DOI: 10.22034/pcbr.2022.330703.1214

URL: http://www.pcbiochemres.com/article_149460.html

